

# The AES Corporation

## Fact Sheet

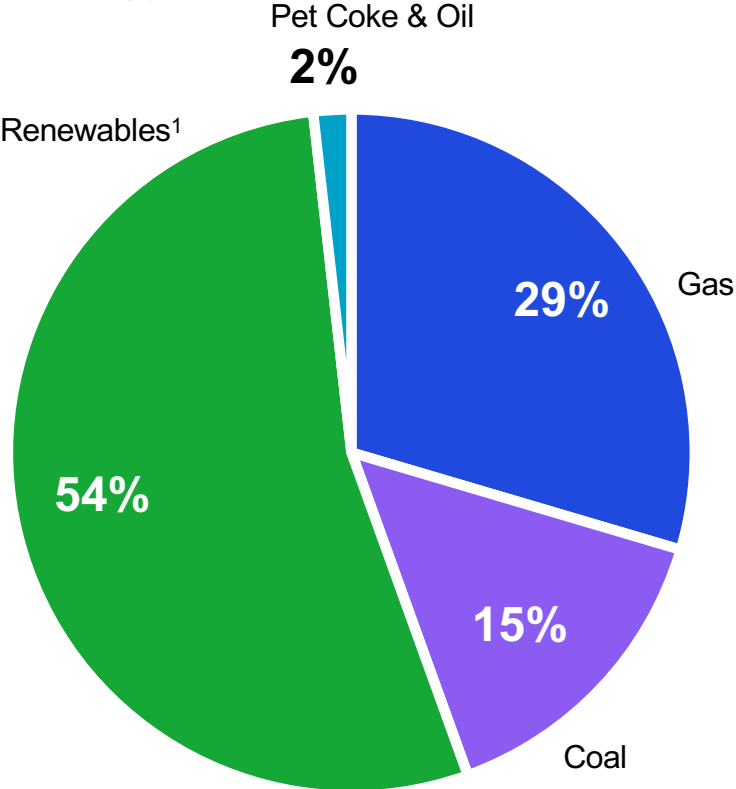


As of November 4, 2025

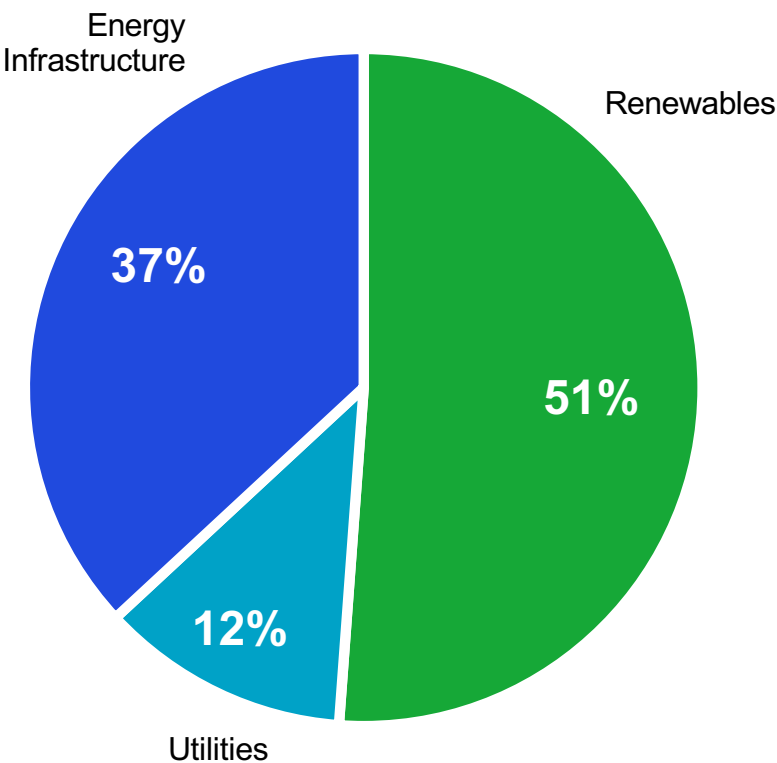


# AES Total: 34,426 Gross MW in Operation

Technology



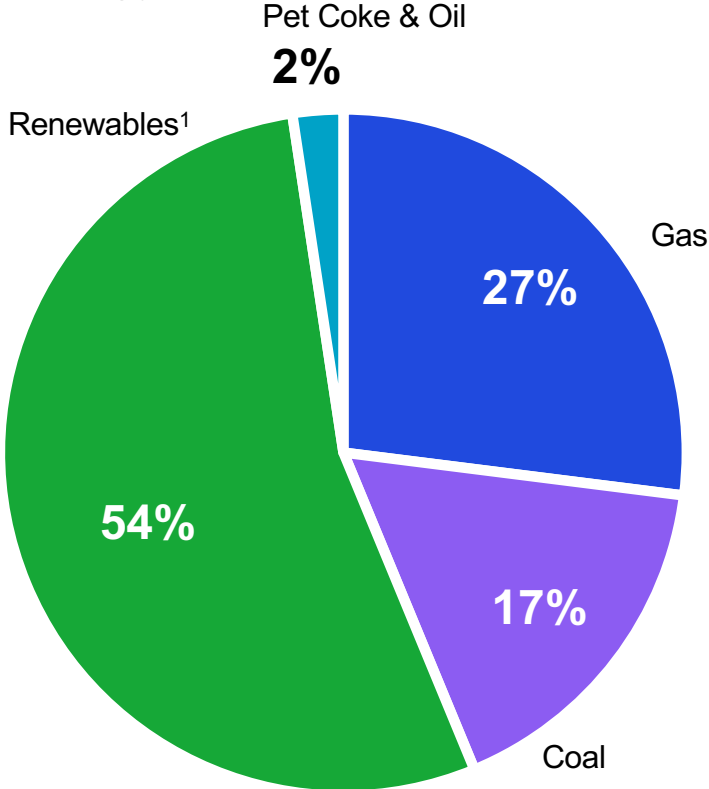
Segment



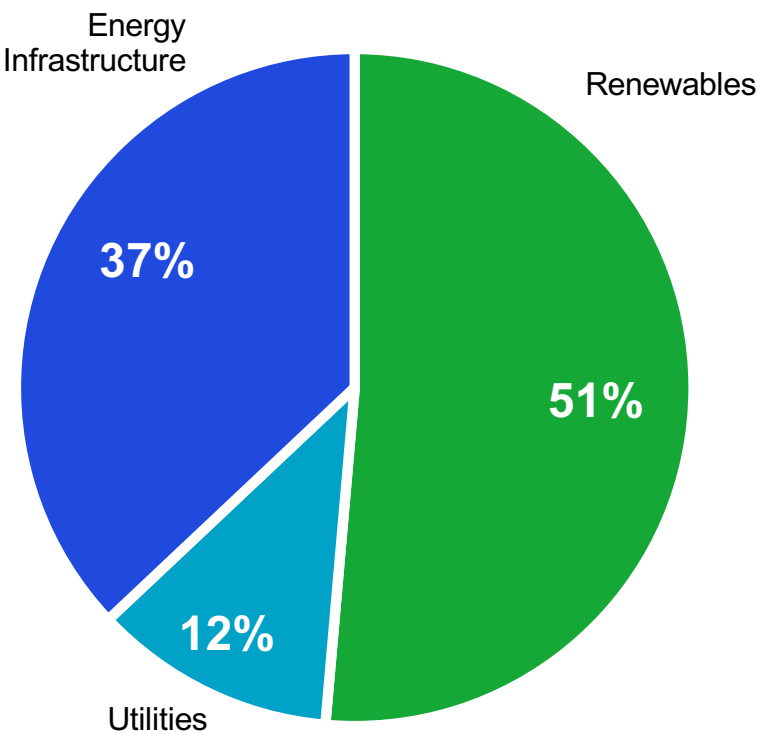
1. Includes solar, hydro, wind, energy storage and landfill gas.

# AES Total: 24,697 Proportional MW in Operation

Technology



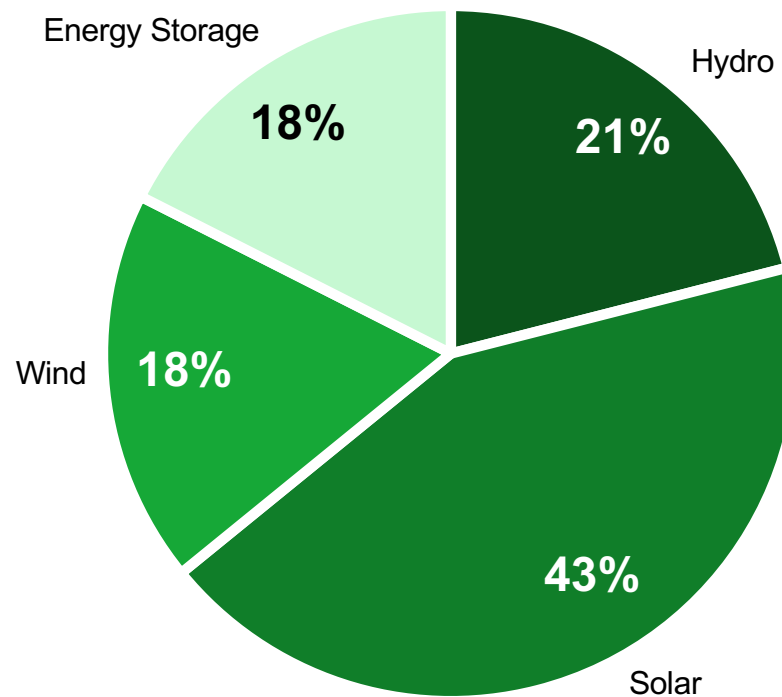
Segment



1. Includes solar, hydro, energy storage, wind and landfill gas.

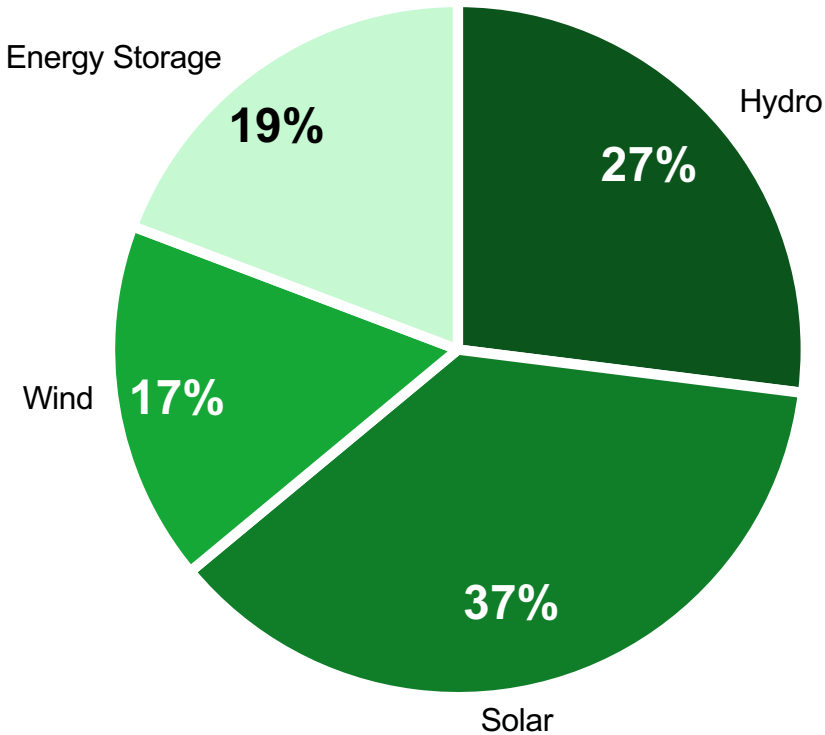
## Renewables Total: 17,615 Gross MW in Operation

### Technology



# Renewables Total: 12,690 Proportional MW in Operation

Technology



# Renewables

Business	Location	Fuel	Gross MW	AES Equity Interest	Date of Acquisition or Commencement of Commercial Operations	Contract Expiration Date	Customer(s)
OpCo A <sup>1</sup>	US-Variou	Solar	967	26%	2017-2019	2028-2046	Various
		Wind	140		2017	2036-2046	
Alicura	Argentina	Hydro	1,050	100%	2000		
Chivor	Colombia	Hydro	1,000	99%	2000	2025-2039	Various
Bellefield 1	US-CA	Solar	500	75%	2025	2040	Amazon
		Energy Storage	500				
New York Wind (OpCo D) <sup>2</sup>	US-NY	Wind	612	75%	2021		NYISO
Rexford (OpCo E) <sup>2</sup>	US-CA	Solar	300	100%	2024	2039	Clean Power Alliance of Southern California
		Energy Storage	240				
Alto Maipo	Chile	Hydro	531	99%	2021	2040	Minera los Pelambres
OpCo E <sup>2</sup>	US-Variou	Solar	420	100%	2015-2025	2029-2045	Various
		Energy Storage	78				
Spotsylvania Solar Energy Center (OpCo B) <sup>2</sup>	US-VA	Solar	485	26%	2020-2021	2035	Apple, Akami, Etsy, Microsoft
Chevelon Butte (OpCo D) <sup>2</sup>	US-AZ	Wind	454	75%	2023-2024	2043-2044	APS
McFarland B (OpCo D) <sup>2</sup>	US-AZ	Solar	300	75%	2023-2024	2043	Amazon
		Energy Storage	150				
Andes Solar 3	Chile	Solar	171	100%	2025	2040	Codelco
		Energy Storage	171				
Andes Solar 4	Chile	Solar	211	51%	2023-2024	2026-2042	Google, Various
		Energy Storage	130				
Andes 2b	Chile	Solar	207	51%	2023-2024		Various
		Energy Storage	129				
Mesa La Paz <sup>1</sup>	Mexico	Wind	306	50%	2019	2045	Fuentes de Energía Peñoles

1. Unconsolidated entity, accounted for as an equity affiliate.

2. AES owns these assets together with third-party tax equity investors with variable ownership interests. The tax equity investors receive a portion of the economic attributes of the facilities, including tax attributes, that vary over the life of the projects. The proceeds from the issuance of tax equity are recorded as Noncontrolling interest or Redeemable stock of subsidiaries in the Company's Consolidated Balance Sheets, depending on the partnership rights of the specific project.

# Renewables

Business	Location	Fuel	Gross MW	AES Equity Interest	Date of Acquisition or Commencement of Commercial Operations	Contract Expiration Date	Customer(s)
McFarland A (OpCo D) <sup>1</sup>	US-AZ	Solar	200	75%	2023	2038	BP
		Energy Storage	100				
OpCo B <sup>2</sup>	US-Various	Solar	297	26%	2019	2039-2044	Various
Bolero	Chile	Solar	146	51%	2023	2030	Various
		Energy Storage	146				
Bayano	Panama	Hydro	260	49%	1999	2030	ENSA, Edemet, Edechi, Other
Morris (OpCo D) <sup>1</sup>	US-MO	Solar	250	75%	2025	2040	Microsoft
Cordillera Hydro Complex <sup>3</sup>	Chile	Hydro	240	99%	2000	2042	Various
Baldy Mesa (OpCo D) <sup>1</sup>	US-CA	Solar	150	75%	2023	2043	Amazon
		Energy Storage	75				
Changuinola	Panama	Hydro	223	90%	2011	2030	AES Panama
Great Cove 1&2 (OpCo D) <sup>1</sup>	US-PA	Solar	220	75%	2023	2043	University of Pennsylvania
Raceway 1	US-CA	Solar	125	50%	2023	2043	Microsoft
		Energy Storage	80				
Prevailing Winds (OpCo B) <sup>2</sup>	US-SD	Wind	200	26%	2020	2050	Basin Electric Power Cooperative
Oak Ridge (OpCo D) <sup>1</sup>	US-LA	Solar	200	75%	2023	2043	Amazon
West Camp (OpCo D) <sup>1</sup>	US-AZ	Solar	200	75%	2025	2045	APS
OpCo D <sup>1</sup>	US-Various	Solar	177	75%	2022-2025	2042-2045	Various
		Energy Storage	22				
Delta (OpCo D) <sup>1</sup>	US-MS	Wind	185	75%	2023-2024	2043-2044	Amazon
McFarland C (OpCo D) <sup>1</sup>	US-CA	Energy Storage	185	75%	2025	2045	Southern California Edison

1. AES owns these assets together with third-party tax equity investors with variable ownership interests. The tax equity investors receive a portion of the economic attributes of the facilities, including tax attributes, that vary over the life of the projects. The proceeds from the issuance of tax equity are recorded as Noncontrolling interest or Redeemable stock of subsidiaries in the Company's Consolidated Balance Sheets, depending on the partnership rights of the specific project.
2. Unconsolidated entity, accounted for as an equity affiliate.
3. Includes: Alfalfal, Quelltehués and Volcan.

# Renewables

Business	Location	Fuel	Gross MW	AES Equity Interest	Date of Acquisition or Commencement of Commercial Operations	Contract Expiration Date	Customer(s)
Skipjack (OpCo D) <sup>1</sup>	US-VA	Solar	175	75%	2022	2036	Constellation Energy Generation
Andes Solar 2a	Chile	Solar	81	51%	2021/2024	2038	Google, Various
		Energy Storage	80				
St. Nikola	Bulgaria	Wind	156	89%	2010	2025	Electricity Security Fund
Cavalier (OpCo D) <sup>1</sup>	US-VA	Solar	156	75%	2023-2024	2043	Dominion Energy
Atacama Solar	Chile	Solar	150	99%	2024	2035	Collahuasi
Peravia I&II	Dominican Republic	Solar	140	33%	2025	2027-2040	Andres Ede Sur
Lancaster Area Battery (LAB) (OpCo D) <sup>1</sup>	US-CA	Energy Storage	127	75%	2022	2037	PG&E
Calhoun (OpCo D) <sup>1</sup>	US-MI	Solar	125	75%	2024	2039	Microsoft, MPPA
Chiriqui – Esti	Panama	Hydro	120	49%	2003	2030	ENSA, Edemet, Edechi, Other
Kuihelani (OpCo E) <sup>1</sup>	US-HI	Solar	60	100%	2023-2024	2048	HECO
		Energy Storage	60				
Los Olmos	Chile	Wind	110	51%	2022	2032	Google, Various
Los Cururos	Chile	Wind	109	51%	2019		Various
Cabra Corral	Argentina	Hydro	102	100%	1995		Various
Southland Energy – Alamos Energy Center	US-CA	Energy Storage	100	50%	2021	2041	Southern California Edison
East Line Solar (OpCo B) <sup>2</sup>	US-AZ	Solar	100	26%	2020	2045	Salt River Project Agricultural Improvement & Power District
Central Line (OpCo B) <sup>2</sup>	US-AZ	Solar	100	26%	2022	2039	Salt River Project Agricultural Improvement & Power District

1. AES owns these assets together with third-party tax equity investors with variable ownership interests. The tax equity investors receive a portion of the economic attributes of the facilities, including tax attributes, that vary over the life of the projects. The proceeds from the issuance of tax equity are recorded as Noncontrolling interest or Redeemable stock of subsidiaries in the Company's Consolidated Balance Sheets, depending on the partnership rights of the specific project.
2. Unconsolidated entity, accounted for as an equity affiliate.



# Renewables

Business	Location	Fuel	Gross MW	AES Equity Interest	Date of Acquisition or Commencement of Commercial Operations	Contract Expiration Date	Customer(s)
West Line <sup>1</sup>	US-AZ	Solar	100	26%	2022	2047	Salt River Project Agricultural Improvement & Power District
Luna (OpCo D) <sup>2</sup>	US-CA	Energy Storage	100	75%	2022	2037	Clean Power Alliance of Southern California
Vientos Bonaerenses	Argentina	Wind	100	100%	2020	2025-2040	Various
Vientos Neuquinos	Argentina	Wind	100	100%	2020	2025-2040	Various
Mirasol	Dominican Republic	Solar	100	33%	2024	2039	Ede Este
Laurel Mountain Repowering (OpCo D) <sup>2</sup>	US-WV	Wind	99	75%	2022	2037	AES CE Solutions LLC
Estrella	US-CA	Solar	56	50%	2023	2038	Clean Power Alliance of Southern California
		Energy Storage	28				
Cavalier Solar A2 (OpCo D) <sup>2</sup>	US-VA	Solar	84	75%	2024	2044	Microsoft
Alamitos 2 (OpCo E) <sup>2</sup>	US-CA	Energy Storage	82	100%	2024	2044	Southern California Edison
San Matias	Chile	Wind	82	51%	2023-2025	2038	Microsoft
Platteview (OpCo D) <sup>2</sup>	US-NE	Solar	81	75%	2023	2043	Omaha Public Power District
Clover Creek (OpCo B) <sup>1</sup>	US-UT	Solar	80	50%	2021	2046	UMPA
Westwing 1 (OpCo E) <sup>2</sup>	US-AZ	Energy Storage	80	100%	2023-2024	2043-2044	APS
Silver Peak (OpCo D) <sup>2</sup>	US-CA	Solar	50	75%	2024	2044	Amazon
		Energy Storage	25				
Mesamávida	Chile	Wind	68	51%	2022-2023	2038	Google, Various
Mountain View Repowering (OpCo D) <sup>2</sup>	US-CA	Wind	67	75%	2022	2042	Central Coast Community Energy, Silicon Valley Clean Energy Authority
Campo Lindo	Chile	Wind	66	51%	2023		Various

1. Unconsolidated entity, accounted for as an equity affiliate.

2. AES owns these assets together with third-party tax equity investors with variable ownership interests. The tax equity investors receive a portion of the economic attributes of the facilities, including tax attributes, that vary over the life of the projects. The proceeds from the issuance of tax equity are recorded as Noncontrolling interest or Redeemable stock of subsidiaries in the Company's Consolidated Balance Sheets, depending on the partnership rights of the specific project.

# Renewables

Business	Location	Fuel	Gross MW	AES Equity Interest	Date of Acquisition or Commencement of Commercial Operations	Contract Expiration Date	Customer(s)
Madison (OpCo D) <sup>1</sup>	US-VA	Solar	63	75%	2024	2039	Northrop Grumman
Westwing 2A (OpCo D) <sup>1</sup>	US-AZ	Energy Storage	62	75%	2024	2044	APS
San Fernando	Colombia	Solar	61	99%	2021	2036	Ecopetrol
Big Island Waikoloa (OpCo E) <sup>1</sup>	US-HI	Solar	30	100%	2022-2023	2047	HECO
		Energy Storage	30				
Waiwa Phase 2	US-HI	Solar	30	75%	2025	2045	HECO
		Energy Storage	30				
Westwing 2B (OpCo D) <sup>1</sup>	US-AZ	Energy Storage	59	75%	2024	2044	APS
Keydet North	US-VA	Solar	58	75%	2025	2045	Microsoft
Penonomé I	Panama	Wind	55	49%	2020	2030	ENSA, Edemet, Edechi
Chiriqui – Los Valles	Panama	Hydro	54	49%	1999	2030	ENSA, Edemet, Edechi, Other
Bayasol	Dominican Republic	Solar	50	33%	2021	2036	Ede Sur
Agua Clara	Dominican Republic	Wind	50	33%	2022	2039	Ede Norte
Santanasol	Dominican Republic	Solar	50	33%	2022	2038	Ede Sur
Virtual Reservoir 2	Chile	Energy Storage	50	99%	2023		
Mountain View IV (OpCo E) <sup>1</sup>	US-CA	Wind	49	100%	2012	2032	Southern California Edison
Chiriqui – La Estrella	Panama	Hydro	48	49%	1999	2030	ENSA, Edemet, Edechi, Other
AM Solar	Jordan	Solar	48	36%	2019	2039	National Electric Power Company
Ullum	Argentina	Hydro	45	100%	1996		Various
Lāwa'i <sup>1</sup>	US-HI	Solar	20	100%	2018	2043	Kaua'i Island Utility Cooperative
		Energy Storage	20				

1. AES owns these assets together with third-party tax equity investors with variable ownership interests. The tax equity investors receive a portion of the economic attributes of the facilities, including tax attributes, that vary over the life of the projects. The proceeds from the issuance of tax equity are recorded as Noncontrolling interest or Redeemable stock of subsidiaries in the Company's Consolidated Balance Sheets, depending on the partnership rights of the specific project.

# Renewables

Business	Location	Fuel	Gross MW	AES Equity Interest	Date of Acquisition or Commencement of Commercial Operations	Contract Expiration Date	Customer(s)
Kekaha <sup>1</sup>	US-HI	Solar	14	100%	2019	2045	Kaua'i Island Utility Cooperative
		Energy Storage	14				
Brisas	Colombia	Solar	27	99%	2022	2037	Ecopetrol
West Oahu Solar (OpCo E) <sup>1</sup>	US-HI	Solar	13	100%	2023	2048	HECO
		Energy Storage	13				
Na Pua Makani (OpCo E) <sup>1</sup>	US-HI	Wind	24	100%	2020	2040	HECO
Illumina	US-PR	Solar	24	100%	2012	2037	LUMA Energy
Andes Solar 1	Chile	Solar	22	99%	2016	2036	Quebrada Blanca
Castilla	Colombia	Solar	21	99%	2019	2034	Ecopetrol
Tunjita	Colombia	Hydro	20	99%	2016	2025-2039	Various
Cochrane ES	Chile	Energy Storage	20	57%	2016		
Angamos ES	Chile	Energy Storage	20	99%	2011		
Estí Solar II	Panama	Solar	18	49%	2025	2030	ENSA, Edemet Edechi, Other
Laurel Mountain ES (OpCo E) <sup>1</sup>	US-WV	Energy Storage	16	100%	2011		
Community Energy	US-Various	Solar	14	75%	2022	2030-2039	Various
Andes	Chile	Energy Storage	12	99%	2009		
Southland Energy – AES Gilbert (Salt River) <sup>2</sup>	US-AZ	Energy Storage	10	50%	2019	2039	Salt River Project Agricultural Improvement & Power District
El Tunal	Argentina	Hydro	10	100%	1995		Various
Andres ES	Dominican Republic	Energy Storage	10	65%	2017		
Los Mina DPP ES	Dominican Republic	Energy Storage	10	65%	2017		
Pesé Solar	Panama	Solar	10	49%	2021	2030	ENSA, Edemet, Edechi, Other

1. AES owns these assets together with third-party tax equity investors with variable ownership interests. The tax equity investors receive a portion of the economic attributes of the facilities, including tax attributes, that vary over the life of the projects. The proceeds from the issuance of tax equity are recorded as Noncontrolling interest or Redeemable stock of subsidiaries in the Company's Consolidated Balance Sheets, depending on the partnership rights of the specific project.
2. Facility experienced a fire event in April 2022 which rendered the asset currently inoperable. The full extent of the damage and impact of the event is currently being evaluated.

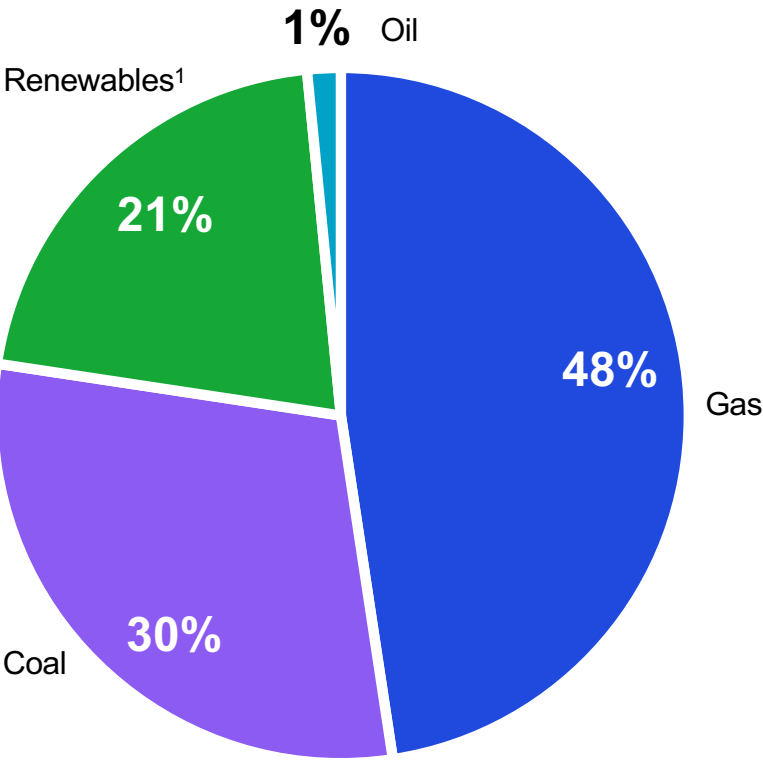
# Renewables

Business	Location	Fuel	Gross MW	AES Equity Interest	Date of Acquisition or Commencement of Commercial Operations	Contract Expiration Date	Customer(s)
Mayorca Solar	Panama	Solar	10	49%	2021	2030	ENSA, Edemet, Edechi, Other
Cedro	Panama	Solar	10	49%	2021	2030	ENSA, Edemet, Edechi, Other
Caoba	Panama	Solar	10	49%	2021	2030	ENSA, Edemet, Edechi, Other
Netherlands ES	Netherlands	Energy Storage	10	100%	2015		
Alfalfal Virtual Reservoir	Chile	Energy Storage	10	99%	2020		
Corotú	Panama	Solar	10	49%	2025	2030	ENSA, Edemet, Edechi, Other
Los Santos	Panama	Solar	8	49%	2025	2030	ENSA, Edemet, Edechi, Other
OpCo C <sup>1</sup>	US-Various	Solar	6	50%	2021-2022	2041-2042	Various
Warrior Run ES	US-MD	Energy Storage	5	100%	2016		
5B Colón	Panama	Solar	1	100%	2021	2051	Costa Norte LNG Terminal
PFV Kaufmann	Chile	Solar	1	99%	2021	2040	Kaufmann
Generation – Renewables Total			17,615				

1. AES owns these assets together with third-party tax equity investors with variable ownership interests. The tax equity investors receive a portion of the economic attributes of the facilities, including tax attributes, that vary over the life of the projects. The proceeds from the issuance of tax equity are recorded as Noncontrolling interest or Redeemable stock of subsidiaries in the Company's Consolidated Balance Sheets, depending on the partnership rights of the specific project.

# Utilities Total: 4,104 Gross MW in Operation

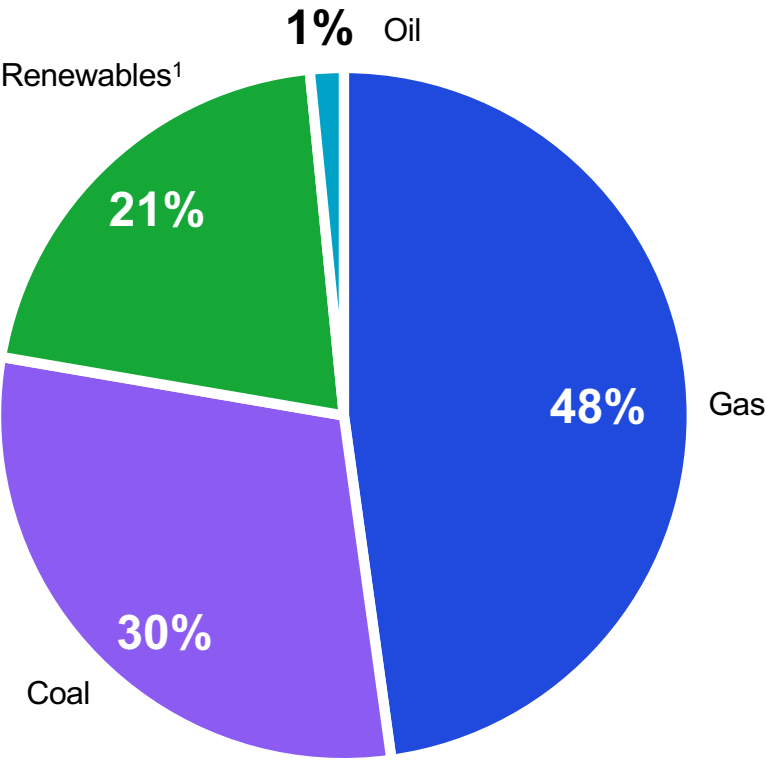
## Technology



1. Includes solar, energy storage, wind and landfill gas.

# Utilities Total: 2,861 Proportional MW in Operation

## Technology



1. Includes solar, energy storage, wind and landfill gas.

# Utilities

Business	Location	Fuel	Gross MW	AES Equity Interest	Date of Acquisition or Commencement of Commercial Operations	Contract Expiration Date	Customer(s)
Bosforo <sup>1</sup>	El Salvador	Solar	100	50%	2018-2019	2043-2044	CAESS, EEO, CLESA, DEUSEM
Metapan	El Salvador	Solar	15	100%	2023	2043-2048	CLESA, Cemento Holcim de El Salvador
Cuscatlan Solar <sup>1</sup>	El Salvador	Solar	10	50%	2021	2046	CLESA
AES Nejapa	El Salvador	Landfill Gas	6	100%	2011	2035	CAESS
Meangura del Golfo	El Salvador	Solar	1	100%	2023	2048	EEO
		Energy Storage	4				
Opico	El Salvador	Solar	4	100%	2020	2040	CLESA
Moncagua	El Salvador	Solar	3	100%	2015	2035	EEO
Generation – Utilities Total			143				

Business	Location	Type	Gross MW	AES Equity Interest (Percent, Rounded)	Approximate Number of Customers Served as of 12/31/24	Approximate GWh Sold in 2024	Date of Acquisition
CAESS	El Salvador	Distribution	N/A	75%	668,000	2,334	2000
CLESA	El Salvador	Distribution	N/A	80%	487,000	1,297	1998
DEUSEM	El Salvador	Distribution	N/A	74%	97,000	189	2000
EEO	El Salvador	Distribution	N/A	89%	364,000	835	2000
AES Ohio <sup>2</sup>	US-OH	Transmission & Distribution	-	70%	537,000	14,311	2011
AES Indiana <sup>3</sup>	US-IN	Integrated	3,961	70%	531,000	13,722	2001
Utilities Total			3,961		2,684,000	32,688	

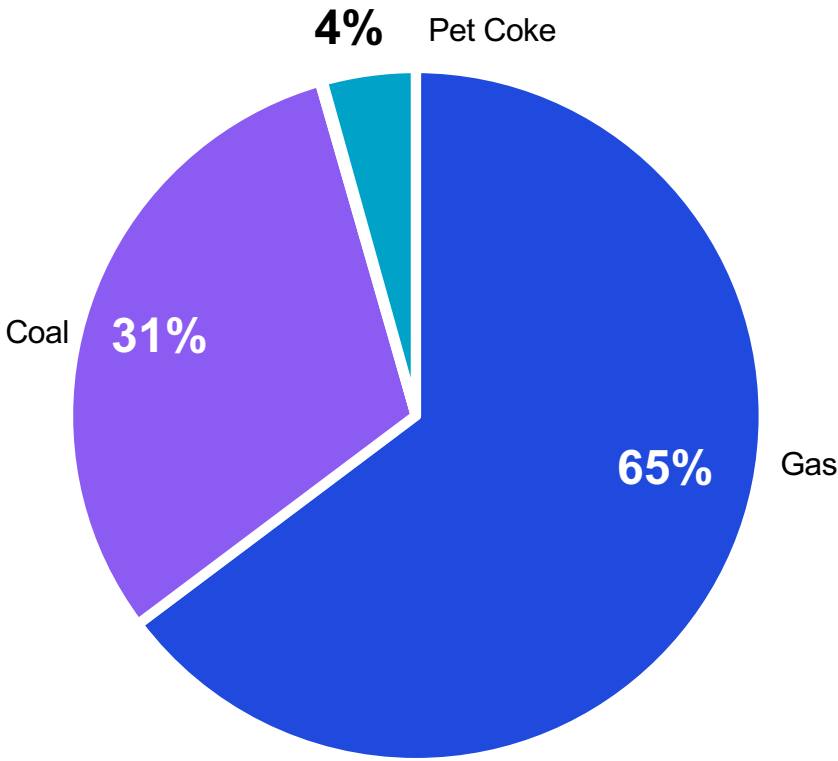
1. Unconsolidated entity, accounted for as an equity affiliate.

2. AES Ohio's GWh sold in 2024 represent total transmission sales. AES Ohio's wholesale sales and AES Ohio's Standard Service Offer (SSO) utility sales, which are sales to utility customers who use AES Ohio to source their electricity through a competitive bid process, were 2,440 GWh in 2024. AES Ohio owns a 4.9% equity ownership in OVEC, an electric generating company. OVEC has two plants in Cheshire, Ohio and Madison, Indiana with a combined generation capacity of approximately 2,109 MW. AES Ohio's share of this generation is approximately 103 MW. On April 4, 2025, DPL closed on the sale of an approximate 30% equity interest in AES Ohio to a wholly-owned subsidiary of Caisse de depot et placement du Québec (CDPQ).

3. CDPQ owns direct and indirect interests in IPALCO (AES Indiana's parent) which total approximately 30%. AES owns 85% of AES US Investments and AES US Investments owns 82.35% of IPALCO. AES Indiana plants: Georgetown, Harding Street, Petersburg, Eagle Valley, Hoosier Wind, Hardy Hills Solar and Pike County. 20 MW of AES Indiana total is considered a transmission asset.

# Energy Infrastructure Total: 12,707 Gross MW in Operation

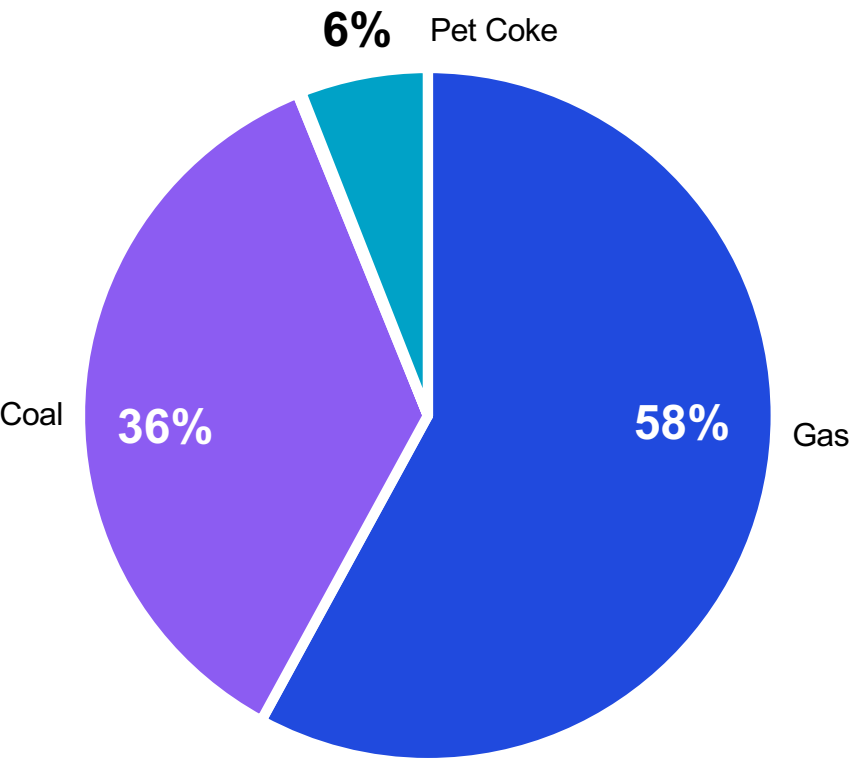
## Technology





# Energy Infrastructure Total: 9,146 Proportional MW in Operation

Technology



# Energy Infrastructure

Business	Location	Fuel	Gross MW	AES Equity Interest	Date of Acquisition or Commencement of Commercial Operations	Contract Expiration Date	Customer(s)
Mong Duong 2 <sup>1</sup>	Vietnam	Coal	1,242	51%	2015	2040	EVN
Southland – Alamos	US-CA	Gas	1,200	100%	1998	2026	California Department of Water Resources
Paraná-GT	Argentina	Gas/Diesel	870	100%	2001		
Southland Energy – Alamos	US-CA	Gas	695	50%	2020	2040	Southern California Edison
Southland Energy – Huntington Beach	US-CA	Gas	694	50%	2020	2040	Southern California Edison
San Nicolás	Argentina	Coal/Gas/Oil/ Energy Storage	691	100%	1993		
Maritza	Bulgaria	Coal	690	100%	2011	2026	National Electric Company (NEK)
Gatun <sup>2,3</sup>	Panama	Gas	670	24%	2024	2049	ENSA, Edemet, Edechi
TermoAndes <sup>4</sup>	Argentina	Gas/Diesel	643	99%	2000	2025	Various
Guillermo Brown <sup>5</sup>	Argentina	Gas/Diesel	576	0%	2016		
Angamos	Chile	Coal	558	99%	2011		Various
Cochrane	Chile	Coal	550	97%	2016	2030-2037	SQM, Sierra Gorda, Quebrada Blanca
AES Puerto Rico	US-PR	Coal	524	100%	2002	2027	LUMA Energy
Mérida III	Mexico	Gas/Diesel	505	75%	2000	2025	Comision Federal de Electricidad
Amman East <sup>6</sup>	Jordan	Gas	472	10%	2009	2033	National Electric Power Company
Colón <sup>2</sup>	Panama	Gas	381	65%	2018	2028	ENSA, Edemet, Edechi
DPP (Los Mina)	Dominican Republic	Gas	358	65%	1996	2025	Ede Este, Ede Norte, Ede Sur, Non-Regulated Users

1. In November 2023, agreed to sell this business to Sev.en Global Investments Pty Ltd. Following approvals by the Government of Vietnam and the Ministry of Industry and Trade.

2. Plant also includes an adjacent regasification facility, as well as an 80 TBTU LNG storage tank, or an operating capacity of 180,000 m<sup>3</sup>.

3. Grid operator has recognized 428 MW, with remaining capacity of steam turbine in final commissioning.

4. TermoAndes is located in Argentina, but is connected to both the SING in Chile and the SADI in Argentina.

5. AES operates this facility through management or O&M agreements and owns no equity interest in this business.

6. Unconsolidated entity, accounted for as an equity affiliate.

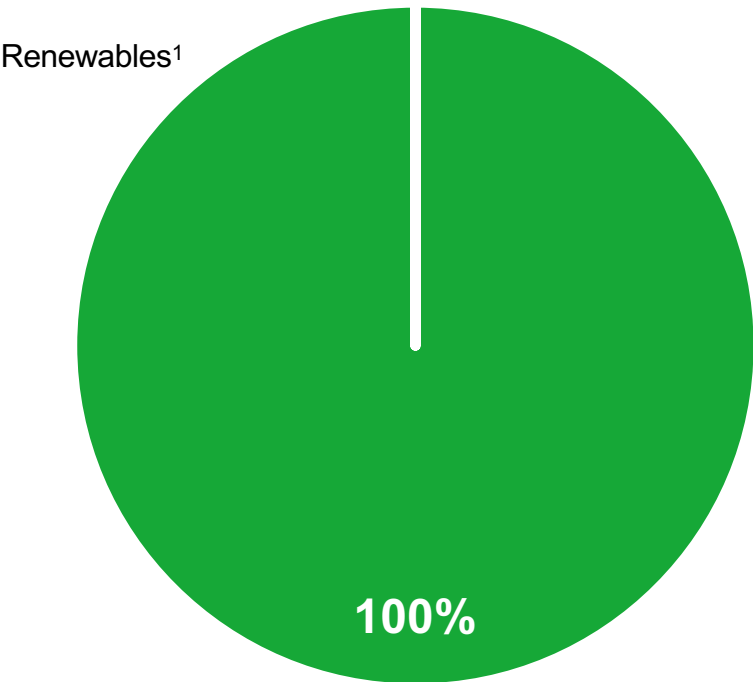
# Energy Infrastructure

Business	Location	Fuel	Gross MW	AES Equity Interest	Date of Acquisition or Commencement of Commercial Operations	Contract Expiration Date	Customer(s)
Andres <sup>1</sup>	Dominican Republic	Gas/Diesel	319	65%	2003	2025	Ede Este, Ede Norte, Ede Sur, Non-Regulated Users
Termoelectrica del Golfo (TEG)	Mexico	Pet Coke	275	99%	2007	2027	CEMEX
Termoelectrica del Peñoles (TEP)	Mexico	Pet Coke	275	99%	2007	2027	Peñoles
IPP4 <sup>2</sup>	Jordan	Gas	250	10%	2014	2039	National Electric Power Company
Southland – Huntington Beach	US-CA	Gas	236	100%	1998	2026	California Department of Water Resources
Sarmiento	Argentina	Gas/Diesel	33	100%	1996		
Generation – Energy Infrastructure Total			12,707				

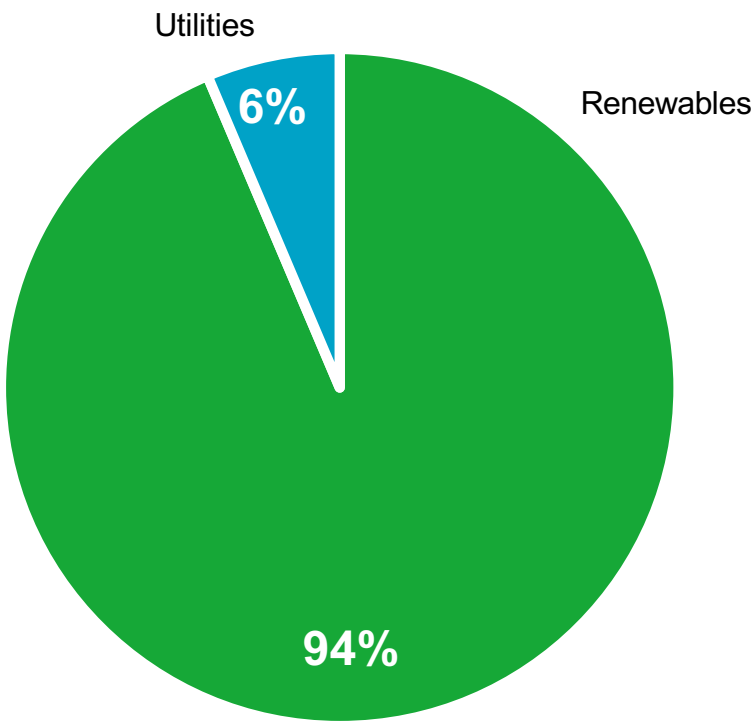
1. Plant also includes an adjacent regasification facility, as well as two LNG storage tanks: Andres with 70 TBTU, or an operating capacity of 160,000 m<sup>3</sup> and Enadom with 50 TBTU, or an operating capacity of 120,000 m<sup>3</sup>.
2. Unconsolidated entity, accounted for as an equity affiliate.

# 5,012 Gross MW Under Construction

Technology



Segment



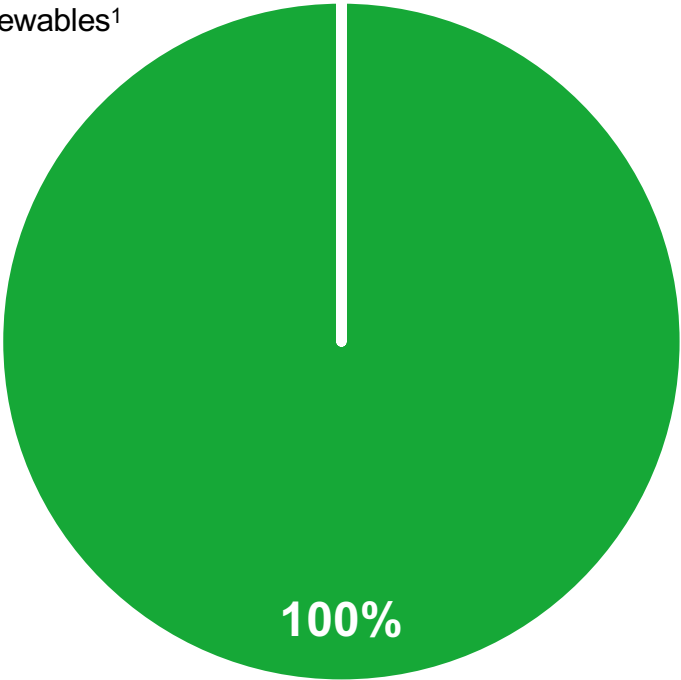
1. Includes energy storage, solar and wind.

# 4,364 Proportional MW Under Construction

Technology

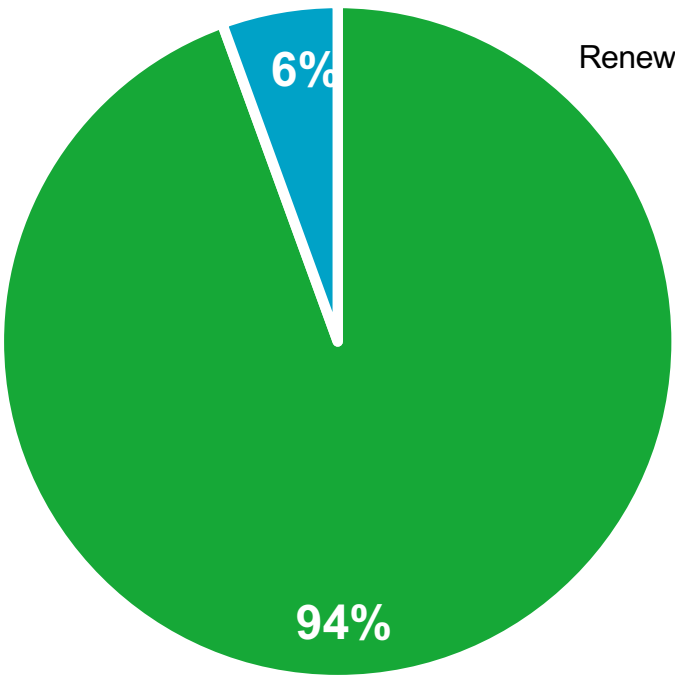
Segment

Renewables<sup>1</sup>



Utilities

Renewables



1. Includes energy storage, solar and wind.

# 5,012 Gross MW of Generation Under Construction

Business	Location	Fuel	Gross MW	AES Equity Interest	Expected Commercial Operations Date
Keydet	US-VA	Solar	62	75%	2H 2025
AES Clean Energy Development	US-Various	Solar	12	75%	2H 2025
West Camp	US-AZ	Wind	300	75%	1H 2026
Halifax	US-NC	Solar	80	75%	1H 2026
Jobos	US-PR	Solar	80	70%	1H 2026
		Energy Storage	110		
Salinas	US-PR	Solar	120	70%	1H 2026
		Energy Storage	175		
Armadillo	US-TX	Solar	204	75%	1H 2026
Bellefield	US-CA	Solar	500	75%	2H 2026
		Energy Storage	500		
Arenales	Chile	Energy Storage	300	100%	2H 2026
Baldy Mesa Energy Storage	US-CA	Energy Storage	50	75%	1H 2027
Vientos Bonaerenses 3	Argentina	Wind	102	100%	1H 2027
Buffalo Gap Repowering	US-TX	Wind	527	100%	1H 2027
Cristales	Chile	Solar	287	100%	1H-2H 2027
		Energy Storage	340		
Pampas	Chile	Solar	229	100%	2H 2027
		Energy Storage	340		
		Wind	128		
Atacama	Chile	Energy Storage	150	100%	2H 2027
Generation – Renewables Total			4,692		
Petersburg Energy Center (AES Indiana)	US-IN	Solar	50	70%	2H 2025
		Energy Storage	45		
Santa Ana IV	El Salvador	Solar	55	100%	1H 2026
Crossvine (AES Indiana)	US-IN	Solar	85	70%	2H 2027
		Energy Storage	85		
Generation – Utilities Total			320		
Total Under Construction			5,012		