

Appendix 2-1

Jinko Solar Tiger Pro Bifacial Module Specification Sheet

Tiger Pro 72HC-TV

525-545 Watt

BIFACIAL MODULE WITH TRANSPARENT BACKSHEET

P-Type

Positive power tolerance of 0~+3%


IEC61215(2016), IEC61730(2016)

ISO9001:2015: Quality Management System


ISO14001:2015: Environment Management System

ISO45001:2018

Occupational health and safety management systems



Bifacial Technology



Key Features



Multi Busbar Technology

Better light trapping and current collection to improve module power output and reliability.



Light-weight design

Light-weight design using transparent backsheet for easy installation and low BOS cost.



Higher Power Output

Module power increases 5-25% generally, bringing significantly lower LCOE and higher IRR.



Longer Life-time Power Yield

0.45% annual power degradation and 30 year linear power warranty.



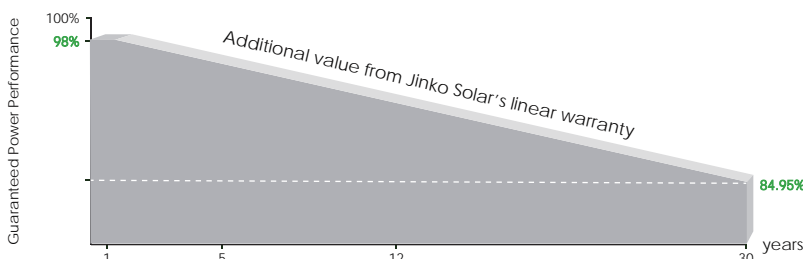
Enhanced Mechanical Load

Certified to withstand: wind load (2400 Pascal) and snow load (5400 Pascal).



POSITIVE QUALITY™
Continuous Quality Assurance

LINEAR PERFORMANCE WARRANTY

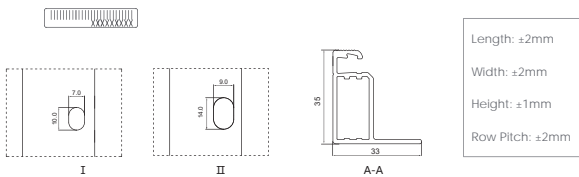
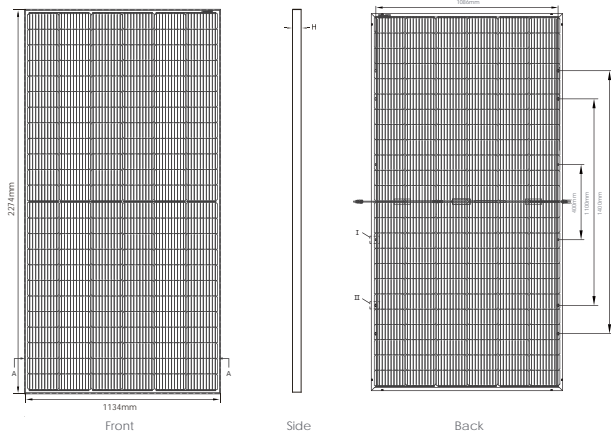


12 Year Product Warranty

30 Year Linear Power Warranty

0.45% Annual Degradation Over 30 years

Engineering Drawings



Length: ±2mm
Width: ±2mm
Height: ±1mm
Row Pitch: ±2mm

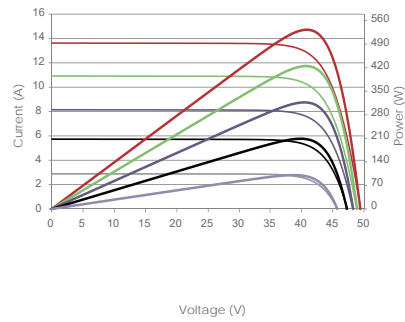
Packaging Configuration

(Two pallets = One stack)

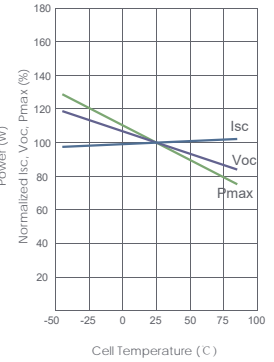
31pcs/pallets, 62pcs/stack, 620pcs/ 40'HQ Container

Electrical Performance & Temperature Dependence

Current-Voltage & Power-Voltage Curves (535W)



Temperature Dependence of Isc, Voc, Pmax



Mechanical Characteristics

Cell Type	P type Mono-crystalline
No. of cells	144 (6×24)
Dimensions	2274×1134×35mm (89.53×44.65×1.38 inch)
Weight	28.9 kg (63.7 lbs)
Front Glass	3.2mm, Anti-Reflection Coating, High Transmission, Low Iron, Tempered Glass
Frame	Anodized Aluminium Alloy
Junction Box	IP68 Rated
Output Cables	TUV 1×4.0mm ² (+): 400mm, (-): 200mm or Customized Length

SPECIFICATIONS

Module Type	JKM525M-72HL4-TV		JKM530M-72HL4-TV		JKM535M-72HL4-TV		JKM540M-72HL4-TV		JKM545M-72HL4-TV	
	STC	NOCT	STC	NOCT	STC	NOCT	STC	NOCT	STC	NOCT
Maximum Power (Pmax)	525Wp	391Wp	530Wp	394Wp	535Wp	398Wp	540Wp	402Wp	545Wp	405Wp
Maximum Power Voltage (Vmp)	40.61V	37.74V	40.71V	37.88V	40.81V	37.98V	40.91V	38.08V	41.07V	38.18V
Maximum Power Current (Imp)	12.93A	10.35A	13.02A	10.41A	13.11A	10.48A	13.20A	10.55A	13.27A	10.62A
Open-circuit Voltage (Voc)	49.27V	46.50V	49.35V	46.58V	49.42V	46.65V	49.49V	46.71V	49.65V	46.86V
Short-circuit Current (Isc)	13.64A	11.02A	13.71A	11.07A	13.79A	11.14A	13.87A	11.20A	13.94A	11.26A
Module Efficiency STC (%)	20.36%		20.55%		20.75%		20.94%		21.13%	
Operating Temperature(°C)	-40°C~+85°C									
Maximum system voltage	1500VDC (IEC)									
Maximum series fuse rating	30A									
Power tolerance	0~+3%									
Temperature coefficients of Pmax	-0.35%/°C									
Temperature coefficients of Voc	-0.28%/°C									
Temperature coefficients of Isc	0.048%/°C									
Nominal operating cell temperature (NOCT)	45±2°C									
Refer. Bifacial Factor	70±5%									

BIFACIAL OUTPUT-REAR SIDE POWER GAIN

		5%		15%		25%	
		Maximum Power (Pmax)	Module Efficiency STC (%)	Maximum Power (Pmax)	Module Efficiency STC (%)	Maximum Power (Pmax)	Module Efficiency STC (%)
		551Wp	21.38%	604Wp	23.41%	656Wp	25.45%
		557Wp	21.58%	610Wp	23.64%	663Wp	25.69%
		562Wp	21.78%	615Wp	23.86%	669Wp	25.93%
		567Wp	21.99%	621Wp	24.08%	675Wp	26.18%
		572Wp	22.19%	623Wp	24.30%	681Wp	26.42%

*STC: Irradiance 1000W/m²

Cell Temperature 25°C

AM=1.5

NOCT: Irradiance 800W/m²

Ambient Temperature 20°C

AM=1.5

Wind Speed 1m/s