



APPENDIX 16-B

Turning Movement Collection

Tetra Tech

3136 South Winton Road
Suite 303
Rochester, NY 14623

File Name : TS-1 AM Peak
Site Code : 00000007
Start Date : 3/26/2021
Page No : 1

Groups Printed- AM TMC - School Bus - Tractor Trailer


Start Time	AES Somerset Driveway From North					Lake Road From East					From South					Lake Road From West					Int. Total
	Right	Thru	Left	Peds	App. Total	Right	Thru	Left	Peds	App. Total	Right	Thru	Left	Peds	App. Total	Right	Thru	Left	Peds	App. Total	
07:00 AM	0	0	0	0	0	0	5	0	0	5	0	0	0	0	0	0	11	1	0	12	17
07:15 AM	0	0	0	0	0	1	14	0	0	15	0	0	0	0	0	0	11	2	0	13	28
07:30 AM	0	0	0	0	0	3	10	0	0	13	0	0	0	0	0	0	12	1	0	13	26
07:45 AM	0	0	0	0	0	0	11	0	0	11	0	0	0	0	0	0	9	1	0	10	21
Total	0	0	0	0	0	4	40	0	0	44	0	0	0	0	0	0	43	5	0	48	92
08:00 AM	0	0	0	0	0	0	7	0	0	7	0	0	0	0	0	0	5	0	0	5	12
08:15 AM	1	0	1	0	2	0	7	0	0	7	0	0	0	0	0	0	5	3	0	8	17
08:30 AM	0	0	0	0	0	0	7	0	0	7	0	0	0	0	0	0	4	0	0	4	11
08:45 AM	1	0	0	0	1	0	5	0	0	5	0	0	0	0	0	0	8	0	0	8	14
Total	2	0	1	0	3	0	26	0	0	26	0	0	0	0	0	0	22	3	0	25	54
Grand Total	2	0	1	0	3	4	66	0	0	70	0	0	0	0	0	0	65	8	0	73	146
Apprch %	66.7	0	33.3	0		5.7	94.3	0	0		0	0	0	0		0	89	11	0		
Total %	1.4	0	0.7	0	2.1	2.7	45.2	0	0	47.9	0	0	0	0	0	0	44.5	5.5	0	50	
AM TMC	2	0	0	0	2	3	63	0	0	66	0	0	0	0	0	0	63	8	0	71	139
% AM TMC	100	0	0	0	66.7	75	95.5	0	0	94.3	0	0	0	0	0	0	96.9	100	0	97.3	95.2
School Bus	0	0	0	0	0	0	0	0	0	0	0	0	0	0	0	0	1	0	0	1	1
% School Bus	0	0	0	0	0	0	0	0	0	0	0	0	0	0	0	0	1.5	0	0	1.4	0.7
Tractor Trailer	0	0	1	0	1	1	3	0	0	4	0	0	0	0	0	0	1	0	0	1	6
% Tractor Trailer	0	0	100	0	33.3	25	4.5	0	0	5.7	0	0	0	0	0	0	1.5	0	0	1.4	4.1

Tetra Tech

3136 South Winton Road
Suite 303
Rochester, NY 14623

File Name : TS-1 AM Peak
Site Code : 00000007
Start Date : 3/26/2021
Page No : 2

Start Time	AES Somerset Driveway From North					Lake Road From East					From South					Lake Road From West					Int. Total
	Right	Thru	Left	Peds	App. Total	Right	Thru	Left	Peds	App. Total	Right	Thru	Left	Peds	App. Total	Right	Thru	Left	Peds	App. Total	
Peak Hour Analysis From 07:00 AM to 08:45 AM - Peak 1 of 1																					
Peak Hour for Entire Intersection Begins at 07:00 AM																					
07:00 AM	0	0	0	0	0	0	5	0	0	5	0	0	0	0	0	0	11	1	0	12	17
07:15 AM	0	0	0	0	0	1	14	0	0	15	0	0	0	0	0	0	11	2	0	13	28
07:30 AM	0	0	0	0	0	3	10	0	0	13	0	0	0	0	0	0	12	1	0	13	26
07:45 AM	0	0	0	0	0	0	11	0	0	11	0	0	0	0	0	0	9	1	0	10	21
Total Volume	0	0	0	0	0	4	40	0	0	44	0	0	0	0	0	0	43	5	0	48	92
% App. Total	0	0	0	0	0	9.1	90.9	0	0		0	0	0	0		0	89.6	10.4	0		
PHF	.000	.000	.000	.000	.000	.333	.714	.000	.000	.733	.000	.000	.000	.000	.000	.000	.896	.625	.000	.923	.821
AM TMC	0	0	0	0	0	3	38	0	0	41	0	0	0	0	0	0	42	5	0	47	88
% AM TMC	0	0	0	0	0	75.0	95.0	0	0	93.2	0	0	0	0	0	0	97.7	100	0	97.9	95.7
School Bus	0	0	0	0	0	0	0	0	0	0	0	0	0	0	0	0	1	0	0	1	1
% School Bus	0	0	0	0	0	0	0	0	0	0	0	0	0	0	0	0	2.3	0	0	2.1	1.1
Tractor Trailer	0	0	0	0	0	1	2	0	0	3	0	0	0	0	0	0	0	0	0	0	3
% Tractor Trailer	0	0	0	0	0	25.0	5.0	0	0	6.8	0	0	0	0	0	0	0	0	0	0	3.3



Tetra Tech

3136 South Winton Road
Suite 303
Rochester, NY 14623

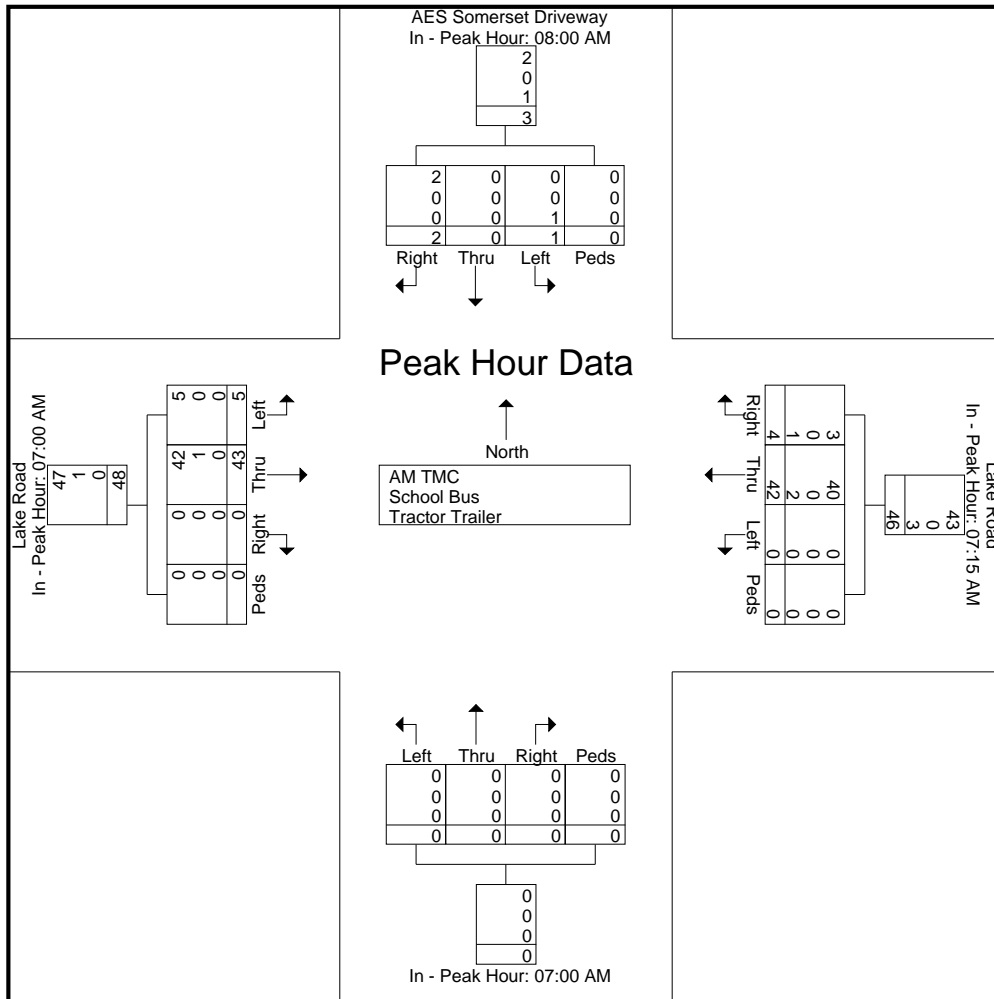
File Name : TS-1 AM Peak
Site Code : 00000007
Start Date : 3/26/2021
Page No : 3

Start Time	AES Somerset Driveway From North					Lake Road From East					From South					Lake Road From West					Int. Total
	Right	Thru	Left	Peds	App. Total	Right	Thru	Left	Peds	App. Total	Right	Thru	Left	Peds	App. Total	Right	Thru	Left	Peds	App. Total	

Peak Hour Analysis From 07:00 AM to 08:45 AM - Peak 1 of 1

Peak Hour for Each Approach Begins at:

	08:00 AM					07:15 AM					07:00 AM					07:00 AM				
+0 mins.	0	0	0	0	0	1	14	0	0	15	0	0	0	0	0	0	11	1	0	12
+15 mins.	1	0	1	0	2	3	10	0	0	13	0	0	0	0	0	0	11	2	0	13
+30 mins.	0	0	0	0	0	0	11	0	0	11	0	0	0	0	0	0	12	1	0	13
+45 mins.	1	0	0	0	1	0	7	0	0	7	0	0	0	0	0	0	9	1	0	10
Total Volume	2	0	1	0	3	4	42	0	0	46	0	0	0	0	0	0	43	5	0	48
% App. Total	66.7	0	33.3	0		8.7	91.3	0	0		0	0	0	0		0	89.6	10.4	0	
PHF	.500	.000	.250	.000	.375	.333	.750	.000	.000	.767	.000	.000	.000	.000	.000	.000	.896	.625	.000	.923
AM TMC	2	0	0	0	2	3	40	0	0	43	0	0	0	0	0	0	42	5	0	47
% AM TMC	100	0	0	0	66.7	75	95.	0	0	93.5	0	0	0	0	0	0	97.	100	0	97.9
School Bus	0	0	0	0	0	0	0	0	0	0	0	0	0	0	0	0	1	0	0	1
% School Bus	0	0	0	0	0	0	0	0	0	0	0	0	0	0	0	0	2.3	0	0	2.1
Tractor Trailer	0	0	1	0	1	1	2	0	0	3	0	0	0	0	0	0	0	0	0	0
% Tractor Trailer	0	0	100	0	33.3	25	4.8	0	0	6.5	0	0	0	0	0	0	0	0	0	0



Tetra Tech

3136 South Winton Road
Suite 303
Rochester, NY 14623

File Name : TS-1 PM Peak
Site Code : 00000008
Start Date : 3/26/2021
Page No : 1

Groups Printed- PM TMC - School Bus - Tractor Trailer


Start Time	AES Somerset Driveway From North					Lake Road From East					From South					Lake Road From West					Int. Total
	Right	Thru	Left	Peds	App. Total	Right	Thru	Left	Peds	App. Total	Right	Thru	Left	Peds	App. Total	Right	Thru	Left	Peds	App. Total	
04:00 PM	3	0	0	0	3	1	17	0	0	18	0	0	0	0	0	0	18	0	0	18	39
04:15 PM	0	0	0	0	0	0	9	0	0	9	0	0	0	0	0	0	16	0	0	16	25
04:30 PM	7	0	0	0	7	0	12	0	0	12	0	0	0	0	0	0	11	0	0	11	30
04:45 PM	0	0	0	0	0	0	9	0	0	9	0	0	0	0	0	0	9	0	0	9	18
Total	10	0	0	0	10	1	47	0	0	48	0	0	0	0	0	0	54	0	0	54	112
05:00 PM	0	0	0	0	0	0	14	0	0	14	0	0	0	0	0	0	12	0	0	12	26
05:15 PM	0	0	0	0	0	0	13	0	0	13	0	0	0	0	0	0	18	0	0	18	31
05:30 PM	0	0	0	0	0	0	5	0	0	5	0	0	0	0	0	0	16	0	0	16	21
05:45 PM	0	0	0	0	0	0	7	0	0	7	0	0	0	0	0	0	7	0	0	7	14
Total	0	0	0	0	0	0	39	0	0	39	0	0	0	0	0	0	53	0	0	53	92
Grand Total	10	0	0	0	10	1	86	0	0	87	0	0	0	0	0	0	107	0	0	107	204
Apprch %	100	0	0	0		1.1	98.9	0	0		0	0	0	0		0	100	0	0		
Total %	4.9	0	0	0	4.9	0.5	42.2	0	0	42.6	0	0	0	0	0	0	52.5	0	0	52.5	
PM TMC	10	0	0	0	10	1	85	0	0	86	0	0	0	0	0	0	107	0	0	107	203
% PM TMC	100	0	0	0	100	100	98.8	0	0	98.9	0	0	0	0	0	0	100	0	0	100	99.5
School Bus	0	0	0	0	0	0	0	0	0	0	0	0	0	0	0	0	0	0	0	0	0
% School Bus	0	0	0	0	0	0	0	0	0	0	0	0	0	0	0	0	0	0	0	0	0
Tractor Trailer	0	0	0	0	0	0	1	0	0	1	0	0	0	0	0	0	0	0	0	0	1
% Tractor Trailer	0	0	0	0	0	0	1.2	0	0	1.1	0	0	0	0	0	0	0	0	0	0	0.5

Tetra Tech

3136 South Winton Road
Suite 303
Rochester, NY 14623

File Name : TS-1 PM Peak
Site Code : 00000008
Start Date : 3/26/2021
Page No : 2

Start Time	AES Somerset Driveway From North					Lake Road From East					From South					Lake Road From West					Int. Total
	Right	Thru	Left	Peds	App. Total	Right	Thru	Left	Peds	App. Total	Right	Thru	Left	Peds	App. Total	Right	Thru	Left	Peds	App. Total	
Peak Hour Analysis From 04:00 PM to 05:45 PM - Peak 1 of 1																					
Peak Hour for Entire Intersection Begins at 04:00 PM																					
04:00 PM	3	0	0	0	3	1	17	0	0	18	0	0	0	0	0	0	18	0	0	18	39
04:15 PM	0	0	0	0	0	0	9	0	0	9	0	0	0	0	0	0	16	0	0	16	25
04:30 PM	7	0	0	0	7	0	12	0	0	12	0	0	0	0	0	0	11	0	0	11	30
04:45 PM	0	0	0	0	0	0	9	0	0	9	0	0	0	0	0	0	9	0	0	9	18
Total Volume	10	0	0	0	10	1	47	0	0	48	0	0	0	0	0	0	54	0	0	54	112
% App. Total	100	0	0	0	100	2.1	97.9	0	0	100	0	0	0	0	0	0	100	0	0	100	100
PHF	.357	.000	.000	.000	.357	.250	.691	.000	.000	.667	.000	.000	.000	.000	.000	.000	.750	.000	.000	.750	.718
PM TMC	10	0	0	0	10	1	47	0	0	48	0	0	0	0	0	0	54	0	0	54	112
% PM TMC	100	0	0	0	100	100	100	0	0	100	0	0	0	0	0	0	100	0	0	100	100
School Bus	0	0	0	0	0	0	0	0	0	0	0	0	0	0	0	0	0	0	0	0	0
% School Bus	0	0	0	0	0	0	0	0	0	0	0	0	0	0	0	0	0	0	0	0	0
Tractor Trailer	0	0	0	0	0	0	0	0	0	0	0	0	0	0	0	0	0	0	0	0	0
% Tractor Trailer	0	0	0	0	0	0	0	0	0	0	0	0	0	0	0	0	0	0	0	0	0



Tetra Tech

3136 South Winton Road
Suite 303
Rochester, NY 14623

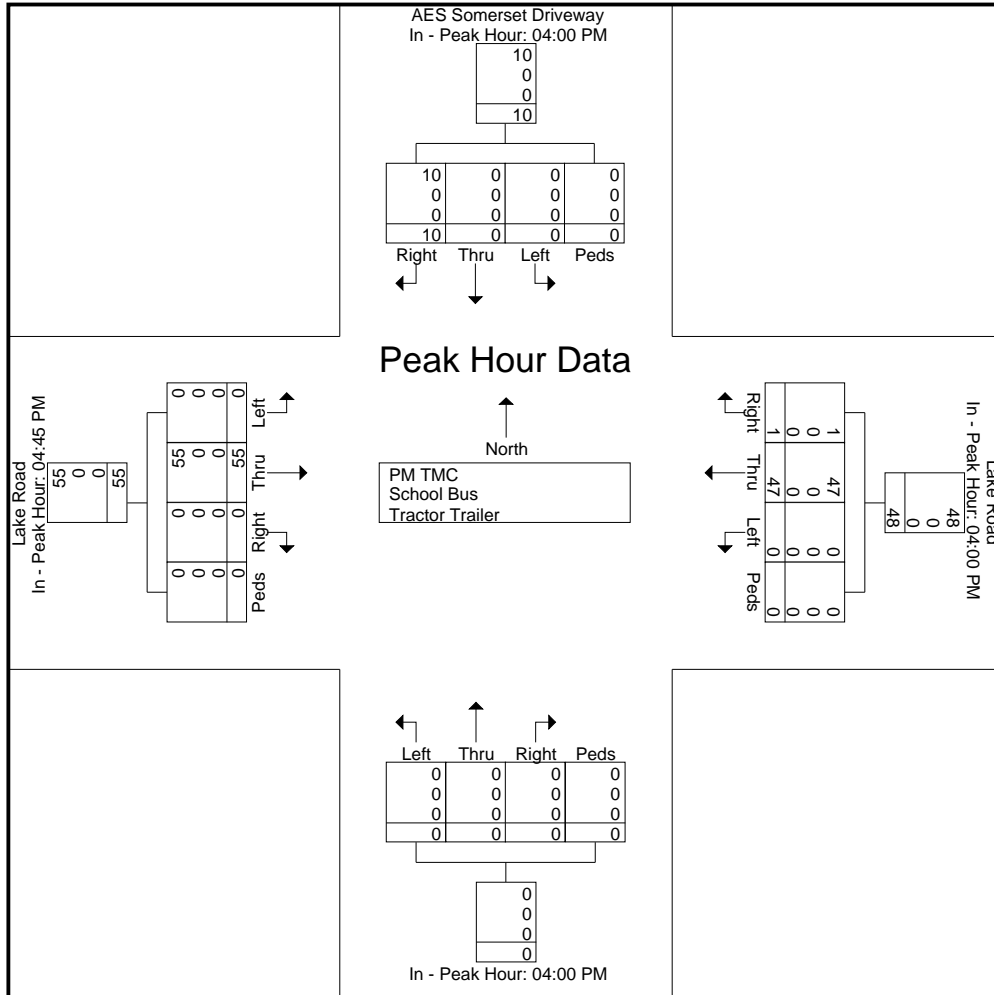
File Name : TS-1 PM Peak
Site Code : 00000008
Start Date : 3/26/2021
Page No : 3

Start Time	AES Somerset Driveway From North					Lake Road From East					From South					Lake Road From West					Int. Total
	Right	Thru	Left	Peds	App. Total	Right	Thru	Left	Peds	App. Total	Right	Thru	Left	Peds	App. Total	Right	Thru	Left	Peds	App. Total	

Peak Hour Analysis From 04:00 PM to 05:45 PM - Peak 1 of 1

Peak Hour for Each Approach Begins at:

	04:00 PM					04:00 PM					04:00 PM					04:45 PM				
+0 mins.	3	0	0	0	3	1	17	0	0	18	0	0	0	0	0	0	9	0	0	9
+15 mins.	0	0	0	0	0	0	9	0	0	9	0	0	0	0	0	0	12	0	0	12
+30 mins.	7	0	0	0	7	0	12	0	0	12	0	0	0	0	0	0	18	0	0	18
+45 mins.	0	0	0	0	0	0	9	0	0	9	0	0	0	0	0	0	16	0	0	16
Total Volume	10	0	0	0	10	1	47	0	0	48	0	0	0	0	0	0	55	0	0	55
% App. Total	100	0	0	0		2.1	97.9	0	0		0	0	0	0		0	100	0	0	
PHF	.357	.000	.000	.000	.357	.250	.691	.000	.000	.667	.000	.000	.000	.000	.000	.000	.764	.000	.000	.764
PM TMC	10	0	0	0	10	1	47	0	0	48	0	0	0	0	0	0	55	0	0	55
% PM TMC	100	0	0	0	100	100	100	0	0	100	0	0	0	0	0	0	100	0	0	100
School Bus	0	0	0	0	0	0	0	0	0	0	0	0	0	0	0	0	0	0	0	0
% School Bus	0	0	0	0	0	0	0	0	0	0	0	0	0	0	0	0	0	0	0	0
Tractor Trailer	0	0	0	0	0	0	0	0	0	0	0	0	0	0	0	0	0	0	0	0
% Tractor Trailer	0	0	0	0	0	0	0	0	0	0	0	0	0	0	0	0	0	0	0	0



Tetra Tech

3136 South Winton Road
Suite 303
Rochester, NY 14623

File Name : TS-2 AM Peak
Site Code : 00000005
Start Date : 3/25/2021
Page No : 1

Groups Printed- AM TMC - School Bus - Tractor Trailer

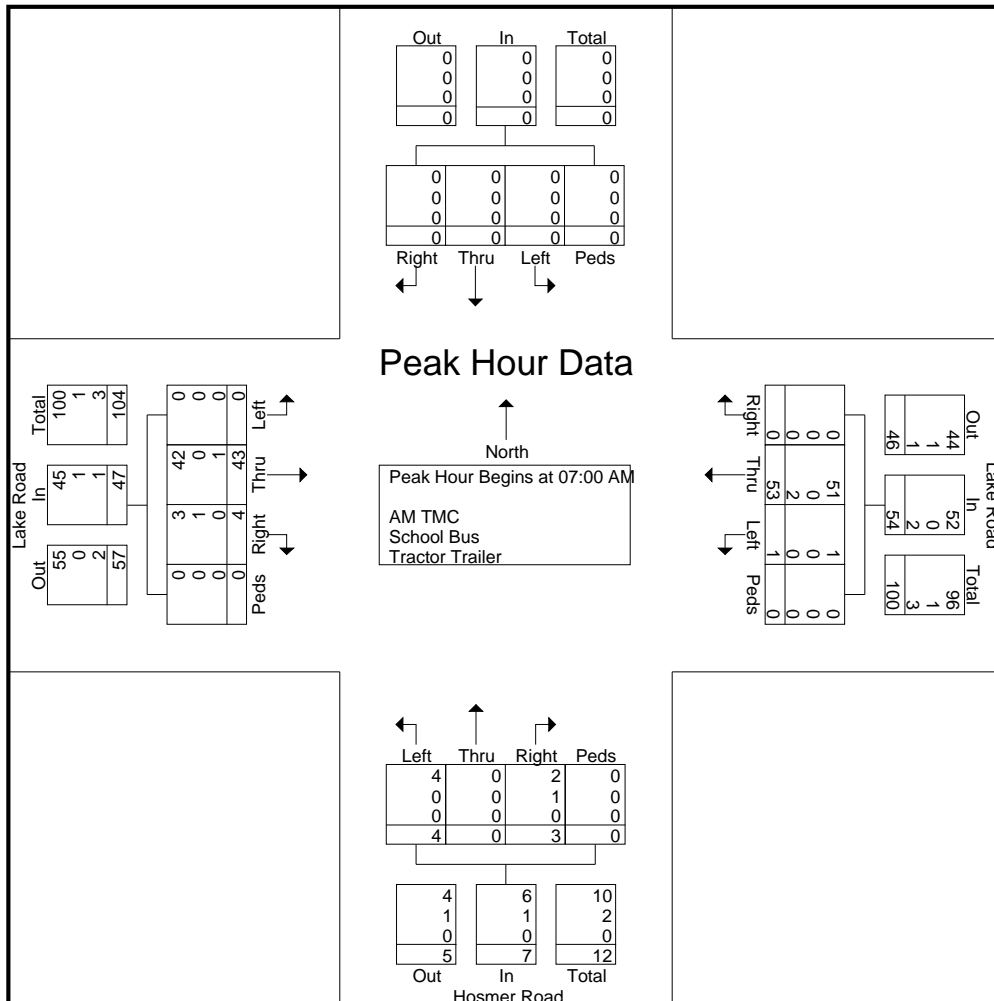
Start Time	From North					Lake Road From East					Hosmer Road From South					Lake Road From West					Int. Total
	Right	Thru	Left	Peds	App. Total	Right	Thru	Left	Peds	App. Total	Right	Thru	Left	Peds	App. Total	Right	Thru	Left	Peds	App. Total	
07:00 AM	0	0	0	0	0	0	13	0	0	13	0	0	1	0	1	2	10	0	0	12	26
07:15 AM	0	0	0	0	0	0	17	0	0	17	1	0	1	0	2	0	12	0	0	12	31
07:30 AM	0	0	0	0	0	0	13	1	0	14	1	0	0	0	1	2	10	0	0	12	27
07:45 AM	0	0	0	0	0	0	10	0	0	10	1	0	2	0	3	0	11	0	0	11	24
Total	0	0	0	0	0	0	53	1	0	54	3	0	4	0	7	4	43	0	0	47	108
08:00 AM	0	0	0	0	0	0	10	1	0	11	0	0	1	0	1	0	5	0	0	5	17
08:15 AM	0	0	0	0	0	0	7	0	0	7	0	0	0	0	0	0	12	0	0	12	19
08:30 AM	0	0	0	0	0	0	4	1	0	5	0	0	0	0	0	0	6	0	0	6	11
08:45 AM	0	0	0	0	0	0	7	1	0	8	0	0	0	0	0	0	5	0	0	5	13
Total	0	0	0	0	0	0	28	3	0	31	0	0	1	0	1	0	28	0	0	28	60
Grand Total	0	0	0	0	0	0	81	4	0	85	3	0	5	0	8	4	71	0	0	75	168
Apprch %	0	0	0	0	0	0	95.3	4.7	0	85	37.5	0	62.5	0	0	5.3	94.7	0	0	0	
Total %	0	0	0	0	0	0	48.2	2.4	0	50.6	1.8	0	3	0	4.8	2.4	42.3	0	0	44.6	
AM TMC	0	0	0	0	0	0	78	4	0	82	2	0	5	0	7	3	67	0	0	70	159
% AM TMC	0	0	0	0	0	0	96.3	100	0	96.5	66.7	0	100	0	87.5	75	94.4	0	0	93.3	94.6
School Bus	0	0	0	0	0	0	0	0	0	0	1	0	0	0	1	1	0	0	0	1	2
% School Bus	0	0	0	0	0	0	0	0	0	0	33.3	0	0	0	12.5	25	0	0	0	1.3	1.2
Tractor Trailer	0	0	0	0	0	0	3	0	0	3	0	0	0	0	0	0	4	0	0	4	7
% Tractor Trailer	0	0	0	0	0	0	3.7	0	0	3.5	0	0	0	0	0	0	5.6	0	0	5.3	4.2

Tetra Tech

3136 South Winton Road
Suite 303
Rochester, NY 14623

File Name : TS-2 AM Peak
Site Code : 00000005
Start Date : 3/25/2021
Page No : 2

Start Time	From North					Lake Road From East					Hosmer Road From South					Lake Road From West					Int. Total
	Right	Thru	Left	Peds	App. Total	Right	Thru	Left	Peds	App. Total	Right	Thru	Left	Peds	App. Total	Right	Thru	Left	Peds	App. Total	
Peak Hour Analysis From 07:00 AM to 08:45 AM - Peak 1 of 1																					
Peak Hour for Entire Intersection Begins at 07:00 AM																					
07:00 AM	0	0	0	0	0	0	13	0	0	13	0	0	1	0	1	2	10	0	0	12	26
07:15 AM	0	0	0	0	0	0	17	0	0	17	1	0	1	0	2	0	12	0	0	12	31
07:30 AM	0	0	0	0	0	0	13	1	0	14	1	0	0	0	1	2	10	0	0	12	27
07:45 AM	0	0	0	0	0	0	10	0	0	10	1	0	2	0	3	0	11	0	0	11	24
Total Volume	0	0	0	0	0	0	53	1	0	54	3	0	4	0	7	4	43	0	0	47	108
% App. Total	0	0	0	0	0	0	98.1	1.9	0		42.9	0	57.1	0		8.5	91.5	0	0		
PHF	.000	.000	.000	.000	.000	.000	.779	.250	.000	.794	.750	.000	.500	.000	.583	.500	.896	.000	.000	.979	.871
AM TMC	0	0	0	0	0	0	51	1	0	52	2	0	4	0	6	3	42	0	0	45	103
% AM TMC	0	0	0	0	0	0	96.2	100	0	96.3	66.7	0	100	0	85.7	75.0	97.7	0	0	95.7	95.4
School Bus	0	0	0	0	0	0	0	0	0	0	1	0	0	0	1	1	0	0	0	1	2
% School Bus	0	0	0	0	0	0	0	0	0	0	33.3	0	0	0	14.3	25.0	0	0	0	2.1	1.9
Tractor Trailer	0	0	0	0	0	0	2	0	0	2	0	0	0	0	0	0	1	0	0	1	3
% Tractor Trailer	0	0	0	0	0	0	3.8	0	0	3.7	0	0	0	0	0	0	2.3	0	0	2.1	2.8



Tetra Tech

3136 South Winton Road
Suite 303
Rochester, NY 14623

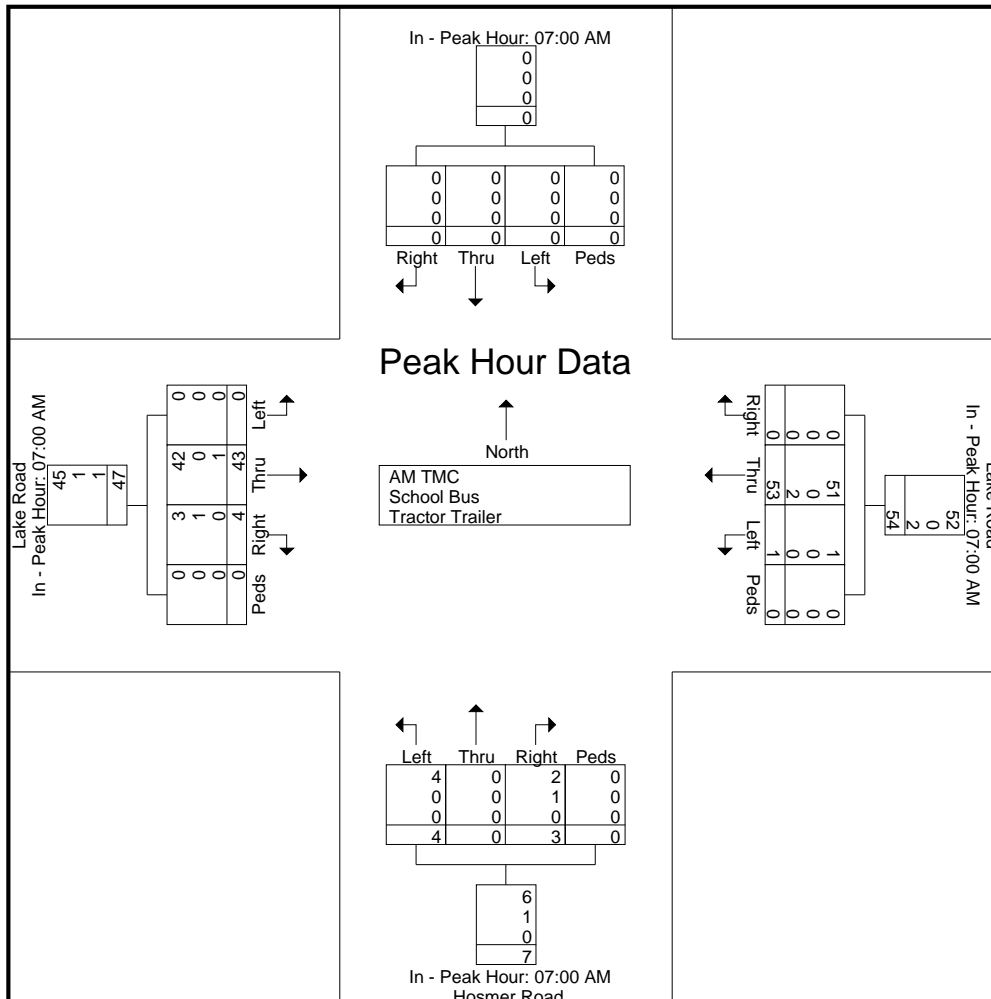
File Name : TS-2 AM Peak
Site Code : 00000005
Start Date : 3/25/2021
Page No : 3

Start Time	From North					Lake Road From East					Hosmer Road From South					Lake Road From West					Int. Total
	Right	Thru	Left	Peds	App. Total	Right	Thru	Left	Peds	App. Total	Right	Thru	Left	Peds	App. Total	Right	Thru	Left	Peds	App. Total	

Peak Hour Analysis From 07:00 AM to 08:45 AM - Peak 1 of 1

Peak Hour for Each Approach Begins at:

	07:00 AM					07:00 AM					07:00 AM					07:00 AM				
+0 mins.	0	0	0	0	0	0	13	0	0	13	0	0	1	0	1	2	10	0	0	12
+15 mins.	0	0	0	0	0	0	17	0	0	17	1	0	1	0	2	0	12	0	0	12
+30 mins.	0	0	0	0	0	0	13	1	0	14	1	0	0	0	1	2	10	0	0	12
+45 mins.	0	0	0	0	0	0	10	0	0	10	1	0	2	0	3	0	11	0	0	11
Total Volume	0	0	0	0	0	0	53	1	0	54	3	0	4	0	7	4	43	0	0	47
% App. Total	0	0	0	0	0	0	98.1	1.9	0		42.9	0	57.1	0		8.5	91.5	0	0	
PHF	.000	.000	.000	.000	.000	.000	.779	.250	.000	.794	.750	.000	.500	.000	.583	.500	.896	.000	.000	.979
AM TMC	0	0	0	0	0	0	51	1	0	52	2	0	4	0	6	3	42	0	0	45
% AM TMC	0	0	0	0	0	0	96.	100	0	96.3	66.	0	100	0	85.7	75	97.	0	0	95.7
School Bus	0	0	0	0	0	0	0	0	0	0	1	0	0	0	1	1	0	0	0	1
% School Bus	0	0	0	0	0	0	0	0	0	0	33.	0	0	0	14.3	25	0	0	0	2.1
Tractor Trailer	0	0	0	0	0	0	2	0	0	2	0	0	0	0	0	0	1	0	0	1
% Tractor Trailer	0	0	0	0	0	0	3.8	0	0	3.7	0	0	0	0	0	0	2.3	0	0	2.1



Tetra Tech

3136 South Winton Road
Suite 303
Rochester, NY 14623

File Name : TS-2 PM Peak
Site Code : 00000006
Start Date : 3/25/2021
Page No : 1

Groups Printed- PM TMC - School Bus - Tractor Trailer

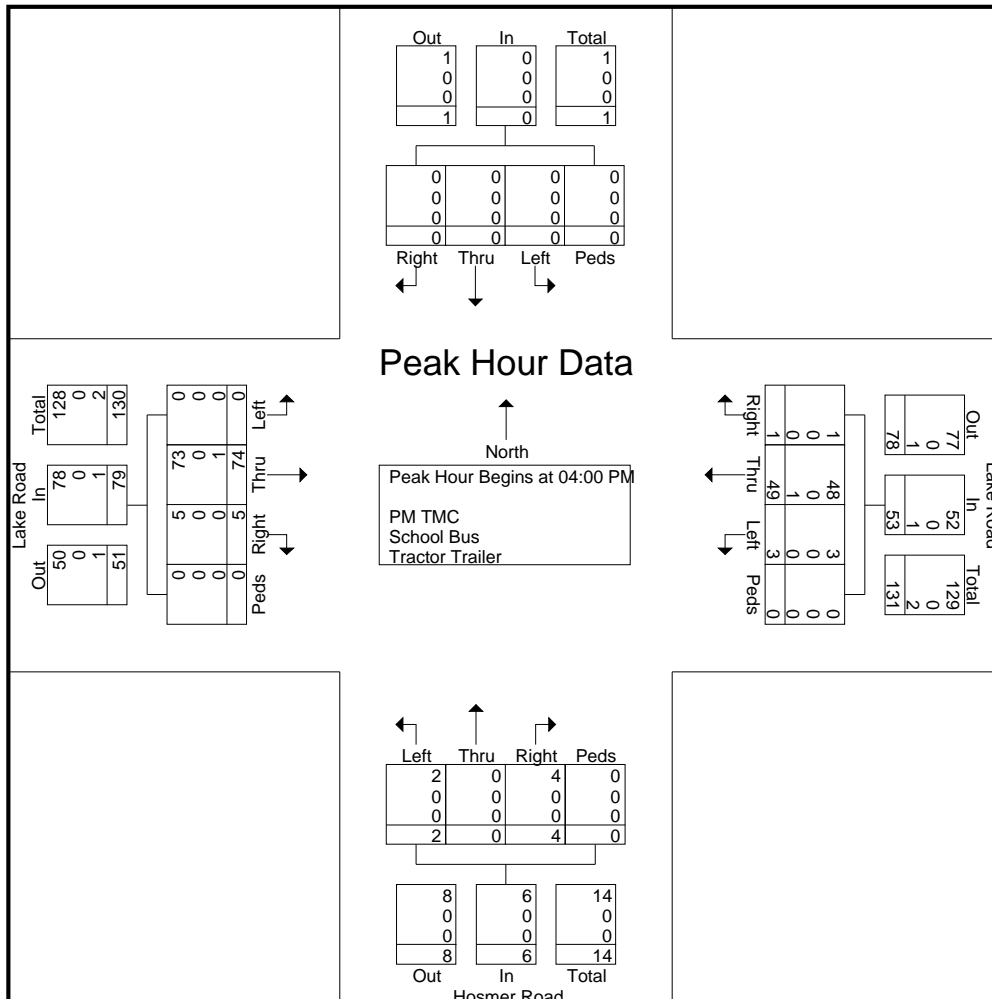
Start Time	From North					Lake Road From East					Hosmer Road From South					Lake Road From West					Int. Total
	Right	Thru	Left	Peds	App. Total	Right	Thru	Left	Peds	App. Total	Right	Thru	Left	Peds	App. Total	Right	Thru	Left	Peds	App. Total	
04:00 PM	0	0	0	0	0	1	11	1	0	13	0	0	2	0	2	2	30	0	0	32	47
04:15 PM	0	0	0	0	0	0	19	0	0	19	2	0	0	0	2	2	10	0	0	12	33
04:30 PM	0	0	0	0	0	0	11	1	0	12	1	0	0	0	1	0	21	0	0	21	34
04:45 PM	0	0	0	0	0	0	8	1	0	9	1	0	0	0	1	1	13	0	0	14	24
Total	0	0	0	0	0	1	49	3	0	53	4	0	2	0	6	5	74	0	0	79	138
05:00 PM	0	0	0	0	0	0	11	1	0	12	0	0	0	0	0	1	17	0	0	18	30
05:15 PM	0	0	0	0	0	0	11	1	0	12	1	0	1	0	2	2	19	0	0	21	35
05:30 PM	0	0	0	0	0	0	12	1	0	13	3	0	1	0	4	1	8	0	0	9	26
05:45 PM	0	0	0	0	0	0	8	2	0	10	0	0	2	0	2	1	11	0	0	12	24
Total	0	0	0	0	0	0	42	5	0	47	4	0	4	0	8	5	55	0	0	60	115
Grand Total	0	0	0	0	0	1	91	8	0	100	8	0	6	0	14	10	129	0	0	139	253
Apprch %	0	0	0	0	0	1	91	8	0		57.1	0	42.9	0		7.2	92.8	0	0		
Total %	0	0	0	0	0	0.4	36	3.2	0	39.5	3.2	0	2.4	0	5.5	4	51	0	0	54.9	
PM TMC	0	0	0	0	0	1	89	8	0	98	8	0	6	0	14	10	128	0	0	138	250
% PM TMC	0	0	0	0	0	100	97.8	100	0	98	100	0	100	0	100	100	99.2	0	0	99.3	98.8
School Bus	0	0	0	0	0	0	0	0	0	0	0	0	0	0	0	0	0	0	0	0	0
% School Bus	0	0	0	0	0	0	0	0	0	0	0	0	0	0	0	0	0	0	0	0	0
Tractor Trailer	0	0	0	0	0	0	2	0	0	2	0	0	0	0	0	0	1	0	0	1	3
% Tractor Trailer	0	0	0	0	0	0	2.2	0	0	2	0	0	0	0	0	0	0.8	0	0	0.7	1.2

Tetra Tech

3136 South Winton Road
Suite 303
Rochester, NY 14623

File Name : TS-2 PM Peak
Site Code : 00000006
Start Date : 3/25/2021
Page No : 2

Start Time	From North					Lake Road From East					Hosmer Road From South					Lake Road From West					Int. Total
	Right	Thru	Left	Peds	App. Total	Right	Thru	Left	Peds	App. Total	Right	Thru	Left	Peds	App. Total	Right	Thru	Left	Peds	App. Total	
Peak Hour Analysis From 04:00 PM to 05:45 PM - Peak 1 of 1																					
Peak Hour for Entire Intersection Begins at 04:00 PM																					
04:00 PM	0	0	0	0	0	1	11	1	0	13	0	0	2	0	2	2	30	0	0	32	47
04:15 PM	0	0	0	0	0	0	19	0	0	19	2	0	0	0	2	2	10	0	0	12	33
04:30 PM	0	0	0	0	0	0	11	1	0	12	1	0	0	0	1	0	21	0	0	21	34
04:45 PM	0	0	0	0	0	0	8	1	0	9	1	0	0	0	1	1	13	0	0	14	24
Total Volume	0	0	0	0	0	1	49	3	0	53	4	0	2	0	6	5	74	0	0	79	138
% App. Total	0	0	0	0	0	1.9	92.5	5.7	0		66.7	0	33.3	0		6.3	93.7	0	0		
PHF	.000	.000	.000	.000	.000	.250	.645	.750	.000	.697	.500	.000	.250	.000	.750	.625	.617	.000	.000	.617	.734
PM TMC	0	0	0	0	0	1	48	3	0	52	4	0	2	0	6	5	73	0	0	78	136
% PM TMC	0	0	0	0	0	100	98.0	100	0	98.1	100	0	100	0	100	100	98.6	0	0	98.7	98.6
School Bus	0	0	0	0	0	0	0	0	0	0	0	0	0	0	0	0	0	0	0	0	0
% School Bus	0	0	0	0	0	0	0	0	0	0	0	0	0	0	0	0	0	0	0	0	0
Tractor Trailer	0	0	0	0	0	0	1	0	0	1	0	0	0	0	0	0	1	0	0	1	2
% Tractor Trailer	0	0	0	0	0	0	2.0	0	0	1.9	0	0	0	0	0	0	1.4	0	0	1.3	1.4



Tetra Tech

3136 South Winton Road
Suite 303
Rochester, NY 14623

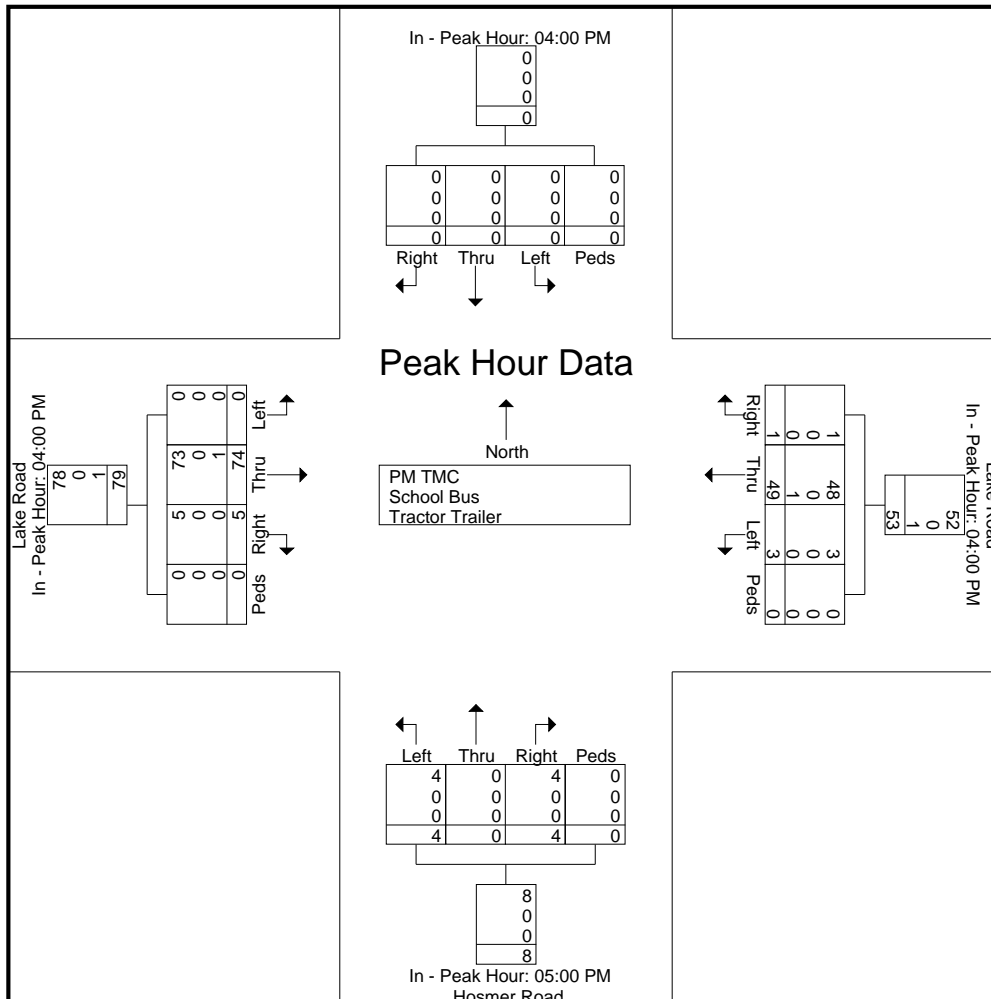
File Name : TS-2 PM Peak
Site Code : 00000006
Start Date : 3/25/2021
Page No : 3

Start Time	From North					Lake Road From East					Hosmer Road From South					Lake Road From West					Int. Total
	Right	Thru	Left	Peds	App. Total	Right	Thru	Left	Peds	App. Total	Right	Thru	Left	Peds	App. Total	Right	Thru	Left	Peds	App. Total	

Peak Hour Analysis From 04:00 PM to 05:45 PM - Peak 1 of 1

Peak Hour for Each Approach Begins at:

	04:00 PM					04:00 PM					05:00 PM					04:00 PM				
+0 mins.	0	0	0	0	0	1	11	1	0	13	0	0	0	0	0	2	30	0	0	32
+15 mins.	0	0	0	0	0	0	19	0	0	19	1	0	1	0	2	2	10	0	0	12
+30 mins.	0	0	0	0	0	0	11	1	0	12	3	0	1	0	4	0	21	0	0	21
+45 mins.	0	0	0	0	0	0	8	1	0	9	0	0	2	0	2	1	13	0	0	14
Total Volume	0	0	0	0	0	1	49	3	0	53	4	0	4	0	8	5	74	0	0	79
% App. Total	0	0	0	0	0	1.9	92.5	5.7	0		50	0	50	0		6.3	93.7	0	0	
PHF	.000	.000	.000	.000	.000	.250	.645	.750	.000	.697	.333	.000	.500	.000	.500	.625	.617	.000	.000	.617
PM TMC	0	0	0	0	0	1	48	3	0	52	4	0	4	0	8	5	73	0	0	78
% PM TMC	0	0	0	0	0	100	98	100	0	98.1	100	0	100	0	100	100	98.6	0	0	98.7
School Bus	0	0	0	0	0	0	0	0	0	0	0	0	0	0	0	0	0	0	0	0
% School Bus	0	0	0	0	0	0	0	0	0	0	0	0	0	0	0	0	0	0	0	0
Tractor Trailer	0	0	0	0	0	0	1	0	0	1	0	0	0	0	0	0	1	0	0	1
% Tractor Trailer	0	0	0	0	0	0	2	0	0	1.9	0	0	0	0	0	0	1.4	0	0	1.3



Tetra Tech

3136 South Winton Road
Suite 303
Rochester, NY 14623

File Name : ts-3 am peak
Site Code : 00000003
Start Date : 3/24/2021
Page No : 1

Groups Printed- AM TMC - School Bus - Tractor Trailer


Start Time	Hartland Road From North					Lake Road From East					Hartland Road From South					Lake Road From West					Int. Total
	Right	Thru	Left	Peds	App. Total	Right	Thru	Left	Peds	App. Total	Right	Thru	Left	Peds	App. Total	Right	Thru	Left	Peds	App. Total	
07:00 AM	1	1	0	0	2	0	10	5	0	15	0	0	2	0	2	1	4	0	0	5	24
07:15 AM	1	1	0	0	2	1	13	6	0	20	2	0	1	0	3	2	7	0	0	9	34
07:30 AM	1	4	0	0	5	0	9	1	0	10	1	0	1	0	2	0	5	0	0	5	22
07:45 AM	0	0	0	0	0	0	7	4	0	11	1	2	0	0	3	3	5	2	0	10	24
Total	3	6	0	0	9	1	39	16	0	56	4	2	4	0	10	6	21	2	0	29	104
08:00 AM	0	0	0	0	0	0	4	3	0	7	1	2	0	0	3	1	8	1	0	10	20
08:15 AM	0	1	0	0	1	0	11	2	0	13	3	0	4	0	7	0	2	0	0	2	23
08:30 AM	1	0	0	0	1	0	3	2	0	5	3	1	1	0	5	1	8	0	0	9	20
08:45 AM	1	2	0	0	3	0	9	2	0	11	3	0	0	0	3	1	3	1	0	5	22
Total	2	3	0	0	5	0	27	9	0	36	10	3	5	0	18	3	21	2	0	26	85
Grand Total	5	9	0	0	14	1	66	25	0	92	14	5	9	0	28	9	42	4	0	55	189
Apprch %	35.7	64.3	0	0		1.1	71.7	27.2	0		50	17.9	32.1	0		16.4	76.4	7.3	0		
Total %	2.6	4.8	0	0	7.4	0.5	34.9	13.2	0	48.7	7.4	2.6	4.8	0	14.8	4.8	22.2	2.1	0	29.1	
AM TMC	5	9	0	0	14	1	65	24	0	90	14	5	6	0	25	6	41	3	0	50	179
% AM TMC	100	100	0	0	100	100	98.5	96	0	97.8	100	100	66.7	0	89.3	66.7	97.6	75	0	90.9	94.7
School Bus	0	0	0	0	0	0	0	1	0	1	0	0	0	0	0	0	0	1	0	1	2
% School Bus	0	0	0	0	0	0	0	4	0	1.1	0	0	0	0	0	0	0	25	0	1.8	1.1
Tractor Trailer	0	0	0	0	0	0	1	0	0	1	0	0	3	0	3	3	1	0	0	4	8
% Tractor Trailer	0	0	0	0	0	0	1.5	0	0	1.1	0	0	33.3	0	10.7	33.3	2.4	0	0	7.3	4.2

Tetra Tech

3136 South Winton Road
Suite 303
Rochester, NY 14623

File Name : ts-3 am peak
Site Code : 00000003
Start Date : 3/24/2021
Page No : 2

Start Time	Hartland Road From North					Lake Road From East					Hartland Road From South					Lake Road From West					Int. Total	
	Right	Thru	Left	Peds	App. Total	Right	Thru	Left	Peds	App. Total	Right	Thru	Left	Peds	App. Total	Right	Thru	Left	Peds	App. Total		
Peak Hour Analysis From 07:00 AM to 08:45 AM - Peak 1 of 1																						
Peak Hour for Entire Intersection Begins at 07:00 AM																						
07:00 AM	1	1	0	0	2	0	10	5	0	15	0	0	2	0	2	1	4	0	0	5	24	
07:15 AM	1	1	0	0	2	1	13	6	0	20	2	0	1	0	3	2	7	0	0	9	34	
07:30 AM	1	4	0	0	5	0	9	1	0	10	1	0	1	0	2	0	5	0	0	5	22	
07:45 AM	0	0	0	0	0	0	7	4	0	11	1	2	0	0	3	3	5	2	0	10	24	
Total Volume	3	6	0	0	9	1	39	16	0	56	4	2	4	0	10	6	21	2	0	29	104	
% App. Total	33.3	66.7	0	0		1.8	69.6	28.6	0		40	20	40	0		20.7	72.4	6.9	0			
PHF	.750	.375	.000	.000	.450	.250	.750	.667	.000	.700	.500	.250	.500	.000	.833	.500	.750	.250	.000	.725	.765	
AM TMC	3	6	0	0	9	1	38	15	0	54	4	2	2	0	8	5	21	1	0	27	98	
% AM TMC	100	100	0	0	100	100	97.4	93.8	0	96.4	100	100	50.0	0	80.0	83.3	100	50.0	0	93.1	94.2	
School Bus	0	0	0	0	0	0	0	1	0	1	0	0	0	0	0	0	0	1	0	0	1	2
% School Bus	0	0	0	0	0	0	0	6.3	0	1.8	0	0	0	0	0	0	0	50.0	0	3.4	1.9	
Tractor Trailer	0	0	0	0	0	0	1	0	0	1	0	0	2	0	2	1	0	0	0	1	4	
% Tractor Trailer	0	0	0	0	0	0	2.6	0	0	1.8	0	0	50.0	0	20.0	16.7	0	0	0	3.4	3.8	



Tetra Tech

3136 South Winton Road
Suite 303
Rochester, NY 14623

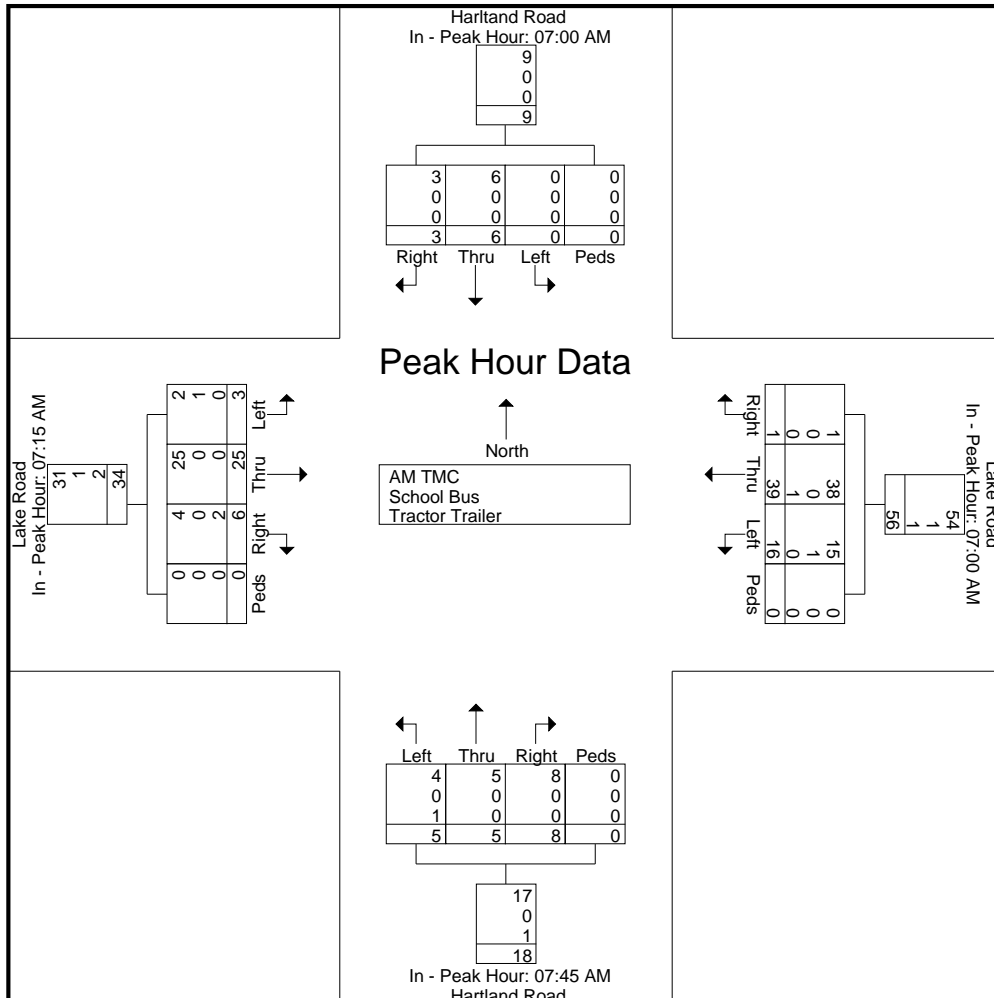
File Name : ts-3 am peak
Site Code : 00000003
Start Date : 3/24/2021
Page No : 3

Start Time	Hartland Road From North					Lake Road From East					Hartland Road From South					Lake Road From West					Int. Total
	Right	Thru	Left	Peds	App. Total	Right	Thru	Left	Peds	App. Total	Right	Thru	Left	Peds	App. Total	Right	Thru	Left	Peds	App. Total	

Peak Hour Analysis From 07:00 AM to 08:45 AM - Peak 1 of 1

Peak Hour for Each Approach Begins at:

	07:00 AM					07:00 AM					07:45 AM					07:15 AM				
+0 mins.	1	1	0	0	2	0	10	5	0	15	1	2	0	0	3	2	7	0	0	9
+15 mins.	1	1	0	0	2	1	13	6	0	20	1	2	0	0	3	0	5	0	0	5
+30 mins.	1	4	0	0	5	0	9	1	0	10	3	0	4	0	7	3	5	2	0	10
+45 mins.	0	0	0	0	0	0	7	4	0	11	3	1	1	0	5	1	8	1	0	10
Total Volume	3	6	0	0	9	1	39	16	0	56	8	5	5	0	18	6	25	3	0	34
% App. Total	33.3	66.7	0	0		1.8	69.6	28.6	0		44.4	27.8	27.8	0		17.6	73.5	8.8	0	
PHF	.750	.375	.000	.000	.450	.250	.750	.667	.000	.700	.667	.625	.313	.000	.643	.500	.781	.375	.000	.850
AM TMC	3	6	0	0	9	1	38	15	0	54	8	5	4	0	17	4	25	2	0	31
% AM TMC	100	100	0	0	100	100	97.	93.	0	96.4	100	100	80	0	94.4	66.	100	66.	0	91.2
School Bus	0	0	0	0	0	0	4	8	0	1	0	0	0	0	0	0	0	7	0	1
% School Bus	0	0	0	0	0	0	0	6.2	0	1.8	0	0	0	0	0	0	0	33.	0	2.9
Tractor Trailer	0	0	0	0	0	0	1	0	0	1	0	0	1	0	1	2	0	0	0	2
% Tractor Trailer	0	0	0	0	0	0	2.6	0	0	1.8	0	0	20	0	5.6	33.	0	0	0	5.9



Tetra Tech

3136 South Winton Road
Suite 303
Rochester, NY 14623

File Name : ts-3 pm peak
Site Code : 00000004
Start Date : 3/24/2021
Page No : 1

Groups Printed- PM TMC - School Bus - Tractor Trailer

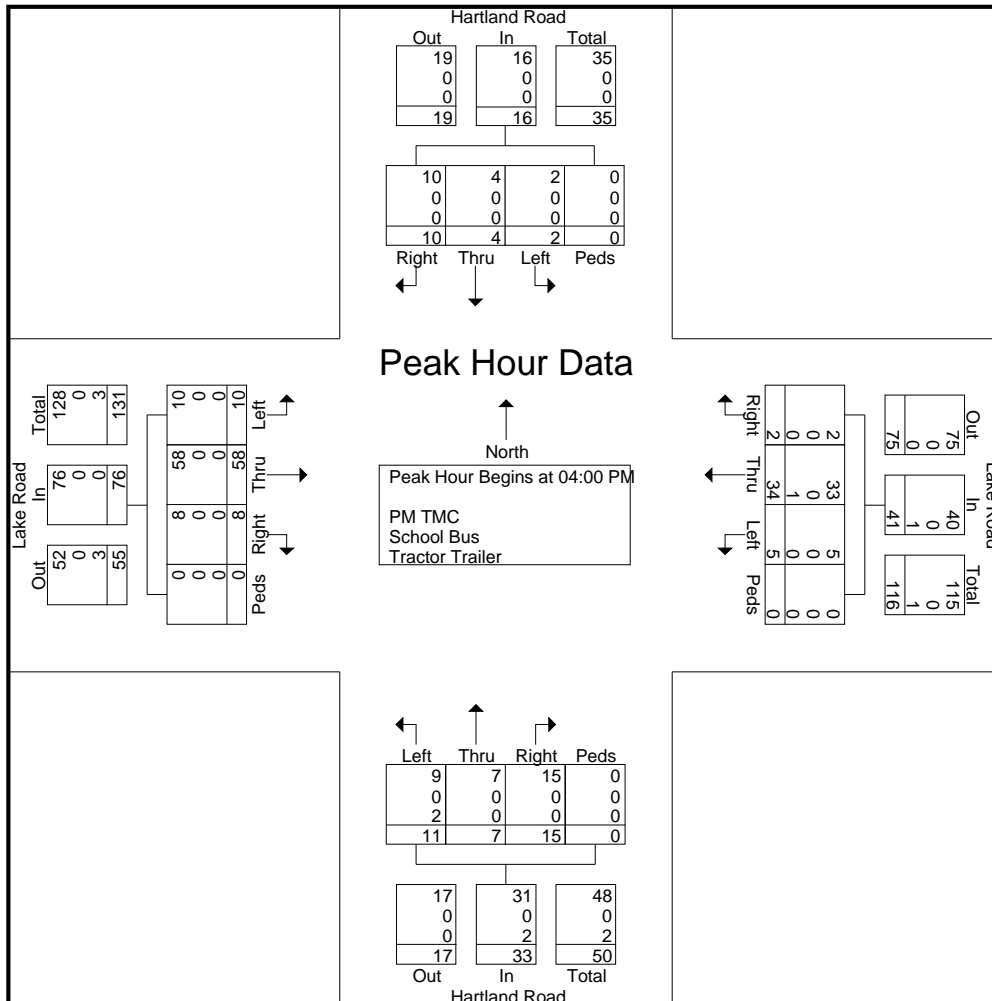
Start Time	Hartland Road From North					Lake Road From East					Hartland Road From South					Lake Road From West					Int. Total
	Right	Thru	Left	Peds	App. Total	Right	Thru	Left	Peds	App. Total	Right	Thru	Left	Peds	App. Total	Right	Thru	Left	Peds	App. Total	
04:00 PM	3	2	0	0	5	1	10	1	0	12	1	2	2	0	5	3	13	4	0	20	42
04:15 PM	2	0	1	0	3	0	9	0	0	9	5	3	3	0	11	1	15	2	0	18	41
04:30 PM	3	0	0	0	3	1	5	1	0	7	4	1	1	0	6	2	17	2	0	21	37
04:45 PM	2	2	1	0	5	0	10	3	0	13	5	1	5	0	11	2	13	2	0	17	46
Total	10	4	2	0	16	2	34	5	0	41	15	7	11	0	33	8	58	10	0	76	166
05:00 PM	0	0	0	0	0	0	11	0	0	11	2	3	0	0	5	2	13	0	0	15	31
05:15 PM	1	2	0	0	3	0	4	1	0	5	2	6	2	0	10	2	17	0	0	19	37
05:30 PM	2	0	0	0	2	0	12	2	0	14	6	2	1	0	9	2	10	2	0	14	39
05:45 PM	0	0	0	0	0	0	4	1	0	5	3	0	0	0	3	0	7	0	0	7	15
Total	3	2	0	0	5	0	31	4	0	35	13	11	3	0	27	6	47	2	0	55	122
Grand Total	13	6	2	0	21	2	65	9	0	76	28	18	14	0	60	14	105	12	0	131	288
Apprch %	61.9	28.6	9.5	0		2.6	85.5	11.8	0		46.7	30	23.3	0		10.7	80.2	9.2	0		
Total %	4.5	2.1	0.7	0	7.3	0.7	22.6	3.1	0	26.4	9.7	6.2	4.9	0	20.8	4.9	36.5	4.2	0	45.5	
PM TMC	13	6	2	0	21	2	64	9	0	75	28	18	12	0	58	14	104	12	0	130	284
% PM TMC	100	100	100	0	100	100	98.5	100	0	98.7	100	100	85.7	0	96.7	100	99	100	0	99.2	98.6
School Bus	0	0	0	0	0	0	0	0	0	0	0	0	0	0	0	0	0	0	0	0	0
% School Bus	0	0	0	0	0	0	0	0	0	0	0	0	0	0	0	0	0	0	0	0	0
Tractor Trailer	0	0	0	0	0	0	1	0	0	1	0	0	2	0	2	0	1	0	0	1	4
% Tractor Trailer	0	0	0	0	0	0	1.5	0	0	1.3	0	0	14.3	0	3.3	0	1	0	0	0.8	1.4

Tetra Tech

3136 South Winton Road
Suite 303
Rochester, NY 14623

File Name : ts-3 pm peak
Site Code : 00000004
Start Date : 3/24/2021
Page No : 2

Start Time	Hartland Road From North					Lake Road From East					Hartland Road From South					Lake Road From West					Int. Total
	Right	Thru	Left	Peds	App. Total	Right	Thru	Left	Peds	App. Total	Right	Thru	Left	Peds	App. Total	Right	Thru	Left	Peds	App. Total	
Peak Hour Analysis From 04:00 PM to 05:45 PM - Peak 1 of 1																					
Peak Hour for Entire Intersection Begins at 04:00 PM																					
04:00 PM	3	2	0	0	5	1	10	1	0	12	1	2	2	0	5	3	13	4	0	20	42
04:15 PM	2	0	1	0	3	0	9	0	0	9	5	3	3	0	11	1	15	2	0	18	41
04:30 PM	3	0	0	0	3	1	5	1	0	7	4	1	1	0	6	2	17	2	0	21	37
04:45 PM	2	2	1	0	5	0	10	3	0	13	5	1	5	0	11	2	13	2	0	17	46
Total Volume	10	4	2	0	16	2	34	5	0	41	15	7	11	0	33	8	58	10	0	76	166
% App. Total	62.5	25	12.5	0		4.9	82.9	12.2	0		45.5	21.2	33.3	0		10.5	76.3	13.2	0		
PHF	.833	.500	.500	.000	.800	.500	.850	.417	.000	.788	.750	.583	.550	.000	.750	.667	.853	.625	.000	.905	.902
PM TMC	10	4	2	0	16	2	33	5	0	40	15	7	9	0	31	8	58	10	0	76	163
% PM TMC	100	100	100	0	100	100	97.1	100	0	97.6	100	100	81.8	0	93.9	100	100	100	0	100	98.2
School Bus	0	0	0	0	0	0	0	0	0	0	0	0	0	0	0	0	0	0	0	0	0
% School Bus	0	0	0	0	0	0	0	0	0	0	0	0	0	0	0	0	0	0	0	0	0
Tractor Trailer	0	0	0	0	0	0	1	0	0	1	0	0	2	0	2	0	0	0	0	0	3
% Tractor Trailer	0	0	0	0	0	0	2.9	0	0	2.4	0	0	18.2	0	6.1	0	0	0	0	0	1.8



Tetra Tech

3136 South Winton Road
Suite 303
Rochester, NY 14623

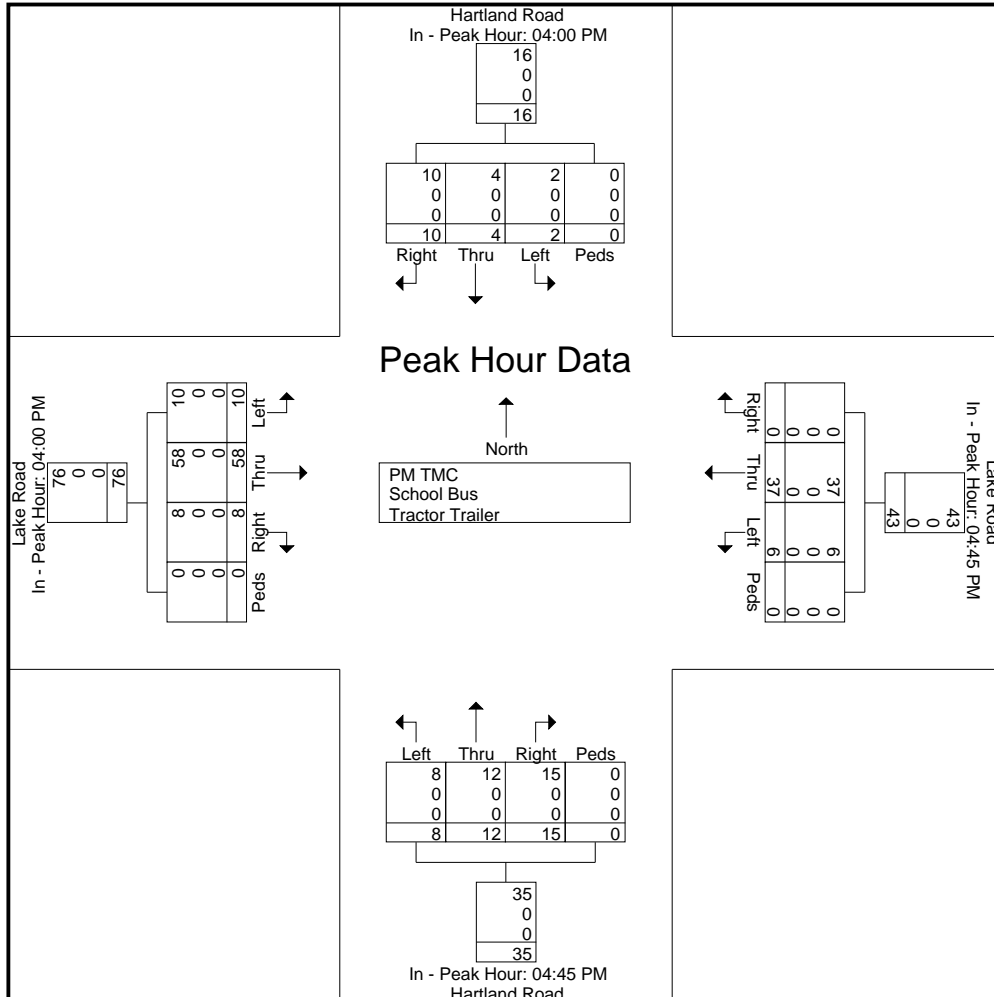
File Name : ts-3 pm peak
Site Code : 00000004
Start Date : 3/24/2021
Page No : 3

Start Time	Hartland Road From North					Lake Road From East					Hartland Road From South					Lake Road From West					Int. Total
	Right	Thru	Left	Peds	App. Total	Right	Thru	Left	Peds	App. Total	Right	Thru	Left	Peds	App. Total	Right	Thru	Left	Peds	App. Total	

Peak Hour Analysis From 04:00 PM to 05:45 PM - Peak 1 of 1

Peak Hour for Each Approach Begins at:

	04:00 PM					04:45 PM					04:00 PM					04:45 PM									
+0 mins.	3	2	0	0	5	0	10	3	0	13	5	1	5	0	11	3	13	4	0	20	1	15	2	0	18
+15 mins.	2	0	1	0	3	0	11	0	0	11	2	3	0	0	5	2	17	2	0	21	2	13	2	0	17
+30 mins.	3	0	0	0	3	0	4	1	0	5	2	6	2	0	10	8	58	10	0	76	8	58	10	0	76
+45 mins.	2	2	1	0	5	0	12	2	0	14	6	2	1	0	9	2	13	2	0	17	2	13	2	0	17
Total Volume	10	4	2	0	16	0	37	6	0	43	15	12	8	0	35	8	58	10	0	76	8	58	10	0	76
% App. Total	62.5	25	12.5	0		0	86	14	0		42.9	34.3	22.9	0		10.5	76.3	13.2	0		10.5	76.3	13.2	0	
PHF	.833	.500	.500	.000	.800	.000	.771	.500	.000	.768	.625	.500	.400	.000	.795	.667	.853	.625	.000	.905	.667	.853	.625	.000	.905
PM TMC	10	4	2	0	16	0	37	6	0	43	15	12	8	0	35	8	58	10	0	76	8	58	10	0	76
% PM TMC	100	100	100	0	100	0	100	100	0	100	100	100	100	0	100	100	100	100	0	100	100	100	100	0	100
School Bus	0	0	0	0	0	0	0	0	0	0	0	0	0	0	0	0	0	0	0	0	0	0	0	0	0
% School Bus	0	0	0	0	0	0	0	0	0	0	0	0	0	0	0	0	0	0	0	0	0	0	0	0	0
Tractor Trailer	0	0	0	0	0	0	0	0	0	0	0	0	0	0	0	0	0	0	0	0	0	0	0	0	0
% Tractor Trailer	0	0	0	0	0	0	0	0	0	0	0	0	0	0	0	0	0	0	0	0	0	0	0	0	0



Tetra Tech

3136 South Winton Road
Suite 303
Rochester, NY 14623

File Name : ts-4 am peak
Site Code : 00000001
Start Date : 3/23/2021
Page No : 1

Groups Printed- AM TMC - School Bus - Tractor Trailer

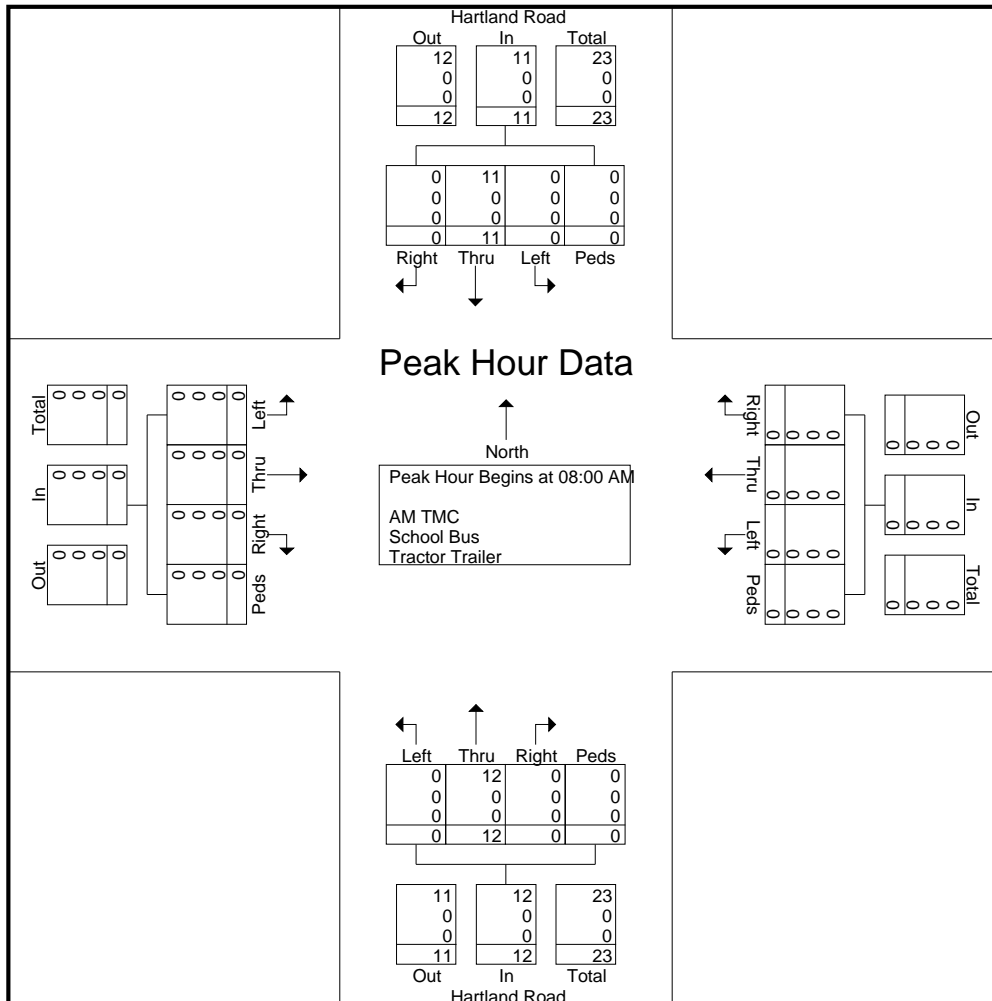
Start Time	Hartland Road From North					From East					Hartland Road From South					From West					Int. Total					
	Right	Thru	Left	Peds	App. Total	Right	Thru	Left	Peds	App. Total	Right	Thru	Left	Peds	App. Total	Right	Thru	Left	Peds	App. Total						
07:00 AM	0	1	0	0	1	0	0	0	0	0	0	1	0	0	1	0	0	0	0	0	0	0	0	0	0	2
07:15 AM	0	0	0	0	0	0	0	0	0	0	0	0	0	0	0	0	0	0	0	0	0	0	0	0	0	0
07:30 AM	0	3	0	0	3	0	0	0	0	0	0	1	0	0	1	0	0	0	0	0	0	0	0	0	0	4
07:45 AM	0	3	0	0	3	0	0	0	0	0	0	2	0	0	2	0	0	0	0	0	0	0	0	0	0	5
Total	0	7	0	0	7	0	0	0	0	0	0	4	0	0	4	0	0	0	0	0	0	0	0	0	0	11
08:00 AM	0	3	0	0	3	0	0	0	0	0	0	3	0	0	3	0	0	0	0	0	0	0	0	0	0	6
08:15 AM	0	1	0	0	1	0	0	0	0	0	0	2	0	0	2	0	0	0	0	0	0	0	0	0	0	3
08:30 AM	0	2	0	0	2	0	0	0	0	0	0	2	0	0	2	0	0	0	0	0	0	0	0	0	0	4
08:45 AM	0	5	0	0	5	0	0	0	0	0	0	5	0	0	5	0	0	0	0	0	0	0	0	0	0	10
Total	0	11	0	0	11	0	0	0	0	0	0	12	0	0	12	0	0	0	0	0	0	0	0	0	0	23
Grand Total	0	18	0	0	18	0	0	0	0	0	0	16	0	0	16	0	0	0	0	0	0	0	0	0	0	34
Apprch %	0	100	0	0		0	0	0	0		0	100	0	0		0	0	0	0		0	0	0	0		
Total %	0	52.9	0	0	52.9	0	0	0	0	0	0	47.1	0	0	47.1	0	0	0	0	0	0	0	0	0	0	
AM TMC	0	18	0	0	18	0	0	0	0	0	0	15	0	0	15	0	0	0	0	0	0	0	0	0	0	33
% AM TMC	0	100	0	0	100	0	0	0	0	0	0	93.8	0	0	93.8	0	0	0	0	0	0	0	0	0	0	97.1
School Bus	0	0	0	0	0	0	0	0	0	0	0	1	0	0	1	0	0	0	0	0	0	0	0	0	0	1
% School Bus	0	0	0	0	0	0	0	0	0	0	0	6.2	0	0	6.2	0	0	0	0	0	0	0	0	0	0	2.9
Tractor Trailer	0	0	0	0	0	0	0	0	0	0	0	0	0	0	0	0	0	0	0	0	0	0	0	0	0	0
% Tractor Trailer	0	0	0	0	0	0	0	0	0	0	0	0	0	0	0	0	0	0	0	0	0	0	0	0	0	0

Tetra Tech

3136 South Winton Road
Suite 303
Rochester, NY 14623

File Name : ts-4 am peak
Site Code : 00000001
Start Date : 3/23/2021
Page No : 2

Start Time	Hartland Road From North					From East					Hartland Road From South					From West					Int. Total
	Right	Thru	Left	Peds	App. Total	Right	Thru	Left	Peds	App. Total	Right	Thru	Left	Peds	App. Total	Right	Thru	Left	Peds	App. Total	
Peak Hour Analysis From 07:00 AM to 08:45 AM - Peak 1 of 1																					
Peak Hour for Entire Intersection Begins at 08:00 AM																					
08:00 AM	0	3	0	0	3	0	0	0	0	0	0	3	0	0	3	0	0	0	0	0	6
08:15 AM	0	1	0	0	1	0	0	0	0	0	0	2	0	0	2	0	0	0	0	0	3
08:30 AM	0	2	0	0	2	0	0	0	0	0	0	2	0	0	2	0	0	0	0	0	4
08:45 AM	0	5	0	0	5	0	0	0	0	0	0	5	0	0	5	0	0	0	0	0	10
Total Volume	0	11	0	0	11	0	0	0	0	0	0	12	0	0	12	0	0	0	0	0	23
% App. Total	0	100	0	0	100	0	0	0	0	0	0	100	0	0	100	0	0	0	0	0	100
PHF	.000	.550	.000	.000	.550	.000	.000	.000	.000	.000	.000	.600	.000	.000	.600	.000	.000	.000	.000	.000	.575
AM TMC	0	11	0	0	11	0	0	0	0	0	0	12	0	0	12	0	0	0	0	0	23
% AM TMC	0	100	0	0	100	0	0	0	0	0	0	100	0	0	100	0	0	0	0	0	100
School Bus	0	0	0	0	0	0	0	0	0	0	0	0	0	0	0	0	0	0	0	0	0
% School Bus	0	0	0	0	0	0	0	0	0	0	0	0	0	0	0	0	0	0	0	0	0
Tractor Trailer	0	0	0	0	0	0	0	0	0	0	0	0	0	0	0	0	0	0	0	0	0
% Tractor Trailer	0	0	0	0	0	0	0	0	0	0	0	0	0	0	0	0	0	0	0	0	0



Tetra Tech

3136 South Winton Road
Suite 303
Rochester, NY 14623

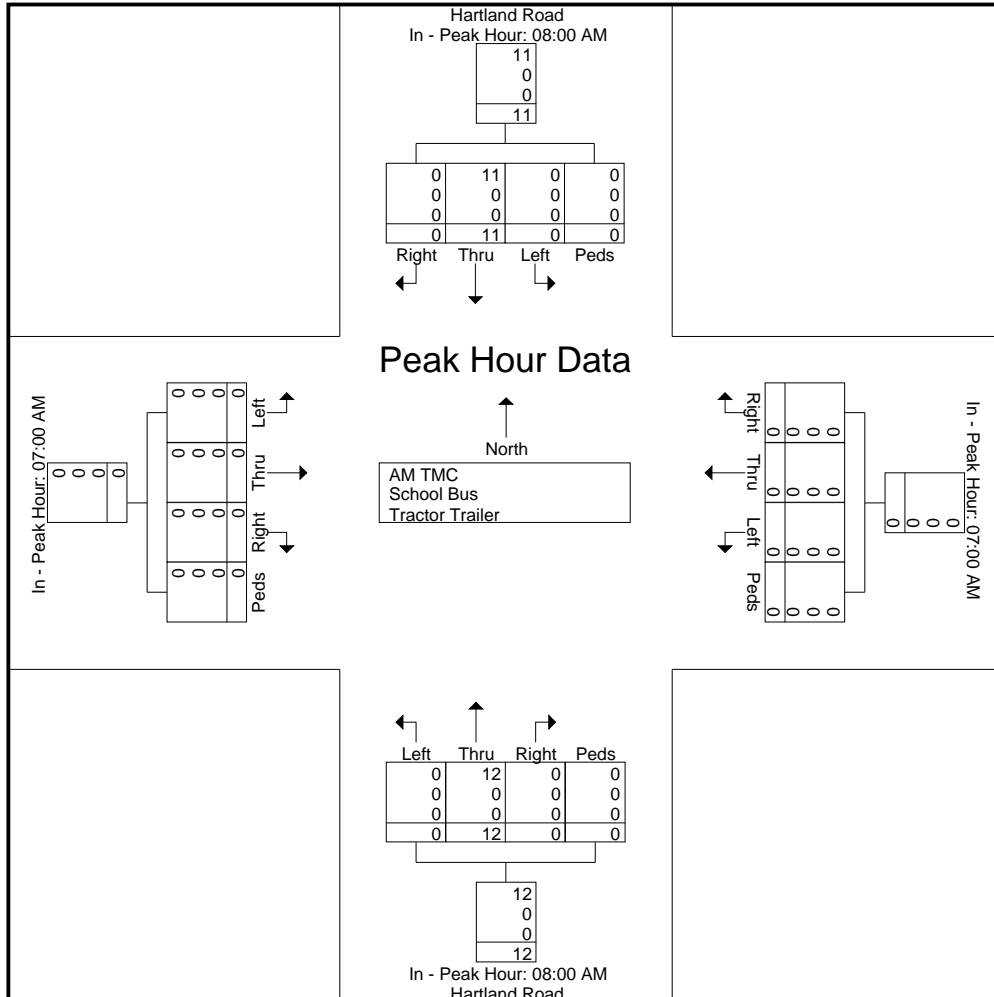
File Name : ts-4 am peak
Site Code : 00000001
Start Date : 3/23/2021
Page No : 3

Start Time	Hartland Road From North					From East					Hartland Road From South					From West					Int. Total
	Right	Thru	Left	Peds	App. Total	Right	Thru	Left	Peds	App. Total	Right	Thru	Left	Peds	App. Total	Right	Thru	Left	Peds	App. Total	

Peak Hour Analysis From 07:00 AM to 08:45 AM - Peak 1 of 1

Peak Hour for Each Approach Begins at:

	08:00 AM					07:00 AM					08:00 AM					07:00 AM									
+0 mins.	0	3	0	0	3	0	0	0	0	0	0	3	0	0	3	0	0	0	0	0	0	0	0	0	0
+15 mins.	0	1	0	0	1	0	0	0	0	0	0	2	0	0	2	0	0	0	0	0	0	0	0	0	0
+30 mins.	0	2	0	0	2	0	0	0	0	0	0	2	0	0	2	0	0	0	0	0	0	0	0	0	0
+45 mins.	0	5	0	0	5	0	0	0	0	0	0	5	0	0	5	0	0	0	0	0	0	0	0	0	0
Total Volume	0	11	0	0	11	0	0	0	0	0	0	12	0	0	12	0	0	0	0	0	0	0	0	0	0
% App. Total	0	100	0	0	100	0	0	0	0	0	0	100	0	0	100	0	0	0	0	0	0	0	0	0	0
PHF	.000	.550	.000	.000	.550	.000	.000	.000	.000	.000	.000	.600	.000	.000	.600	.000	.000	.000	.000	.000	.000	.000	.000	.000	.000
AM TMC	0	11	0	0	11	0	0	0	0	0	0	12	0	0	12	0	0	0	0	0	0	0	0	0	0
% AM TMC	0	100	0	0	100	0	0	0	0	0	0	100	0	0	100	0	0	0	0	0	0	0	0	0	0
School Bus	0	0	0	0	0	0	0	0	0	0	0	0	0	0	0	0	0	0	0	0	0	0	0	0	0
% School Bus	0	0	0	0	0	0	0	0	0	0	0	0	0	0	0	0	0	0	0	0	0	0	0	0	0
Tractor Trailer	0	0	0	0	0	0	0	0	0	0	0	0	0	0	0	0	0	0	0	0	0	0	0	0	0
% Tractor Trailer	0	0	0	0	0	0	0	0	0	0	0	0	0	0	0	0	0	0	0	0	0	0	0	0	0



Tetra Tech

3136 South Winton Road
Suite 303
Rochester, NY 14623

File Name : ts-4 am peak-forced
Site Code : 00000001
Start Date : 3/23/2021
Page No : 1

Groups Printed- AM TMC - School Bus - Tractor Trailer

Start Time	Hartland Road From North					From East					Hartland Road From South					From West					Int. Total					
	Right	Thru	Left	Peds	App. Total	Right	Thru	Left	Peds	App. Total	Right	Thru	Left	Peds	App. Total	Right	Thru	Left	Peds	App. Total						
07:00 AM	0	1	0	0	1	0	0	0	0	0	0	1	0	0	1	0	0	0	0	0	0	0	0	0	0	2
07:15 AM	0	0	0	0	0	0	0	0	0	0	0	0	0	0	0	0	0	0	0	0	0	0	0	0	0	0
07:30 AM	0	3	0	0	3	0	0	0	0	0	0	1	0	0	1	0	0	0	0	0	0	0	0	0	0	4
07:45 AM	0	3	0	0	3	0	0	0	0	0	0	2	0	0	2	0	0	0	0	0	0	0	0	0	0	5
Total	0	7	0	0	7	0	0	0	0	0	0	4	0	0	4	0	0	0	0	0	0	0	0	0	0	11
08:00 AM	0	0	0	0	0	0	0	0	0	0	0	0	0	0	0	0	0	0	0	0	0	0	0	0	0	0
Grand Total	0	7	0	0	7	0	0	0	0	0	0	4	0	0	4	0	0	0	0	0	0	0	0	0	0	11
Apprch %	0	100	0	0		0	0	0	0		0	100	0	0		0	0	0	0		0	0	0	0		
Total %	0	63.6	0	0	63.6	0	0	0	0	0	0	36.4	0	0	36.4	0	0	0	0	0	0	0	0	0	0	
AM TMC	0	7	0	0	7	0	0	0	0	0	0	3	0	0	3	0	0	0	0	0	0	0	0	0	0	10
% AM TMC	0	100	0	0	100	0	0	0	0	0	0	75	0	0	75	0	0	0	0	0	0	0	0	0	0	90.9
School Bus	0	0	0	0	0	0	0	0	0	0	0	1	0	0	1	0	0	0	0	0	0	0	0	0	0	1
% School Bus	0	0	0	0	0	0	0	0	0	0	0	25	0	0	25	0	0	0	0	0	0	0	0	0	0	9.1
Tractor Trailer	0	0	0	0	0	0	0	0	0	0	0	0	0	0	0	0	0	0	0	0	0	0	0	0	0	0
% Tractor Trailer	0	0	0	0	0	0	0	0	0	0	0	0	0	0	0	0	0	0	0	0	0	0	0	0	0	0

Tetra Tech

3136 South Winton Road
Suite 303
Rochester, NY 14623

File Name : ts-4 pm peak
Site Code : 00000002
Start Date : 3/23/2021
Page No : 1

Groups Printed- PM TMC - School Bus - Tractor Trailer

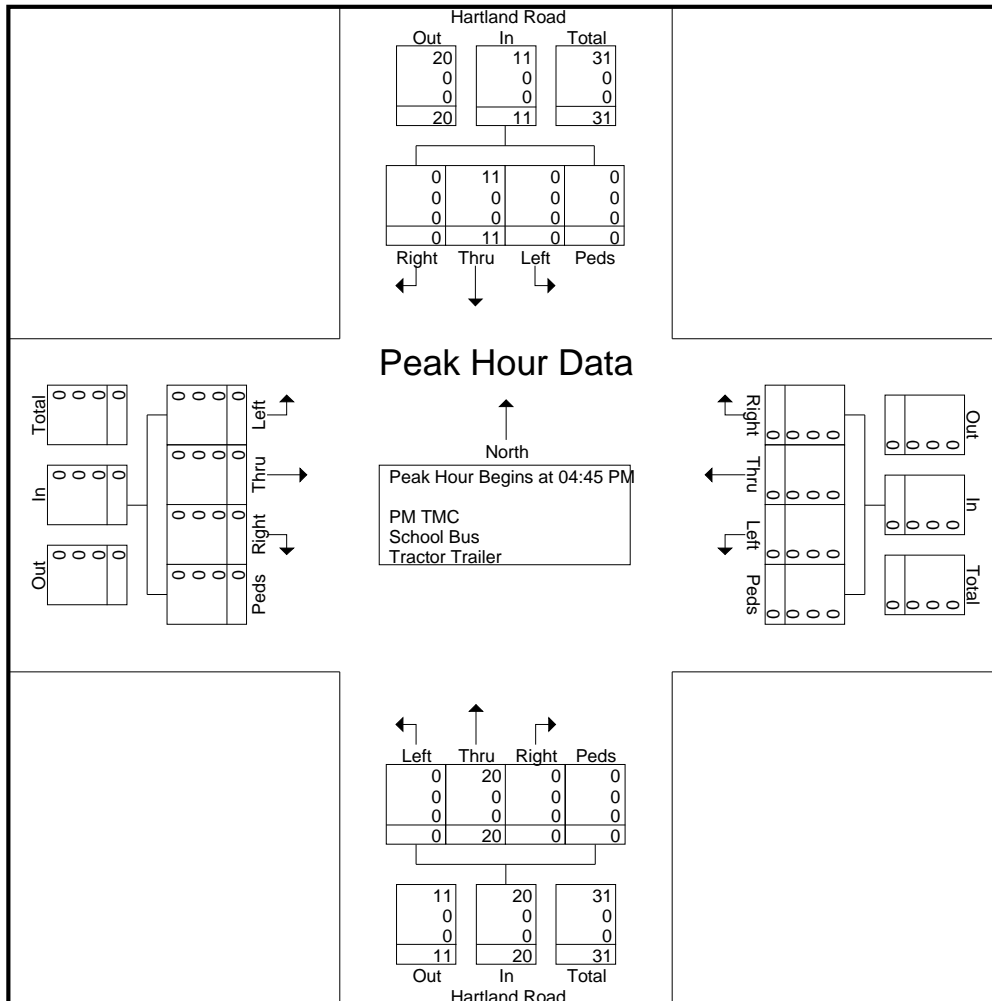
Start Time	Hartland Road From North					From East					Hartland Road From South					From West					Int. Total
	Right	Thru	Left	Peds	App. Total	Right	Thru	Left	Peds	App. Total	Right	Thru	Left	Peds	App. Total	Right	Thru	Left	Peds	App. Total	
04:00 PM	0	2	0	0	2	0	0	0	0	0	0	3	0	0	3	0	0	0	0	0	0
04:15 PM	0	2	0	0	2	0	0	0	0	0	0	0	0	0	0	0	0	0	0	0	0
04:30 PM	0	3	0	0	3	0	0	0	0	0	0	4	0	0	4	0	0	0	0	0	0
04:45 PM	0	2	0	0	2	0	0	0	0	0	0	6	0	0	6	0	0	0	0	0	0
Total	0	9	0	0	9	0	0	0	0	0	0	13	0	0	13	0	0	0	0	0	0
05:00 PM	0	1	0	0	1	0	0	0	0	0	0	5	0	0	5	0	0	0	0	0	0
05:15 PM	0	3	0	0	3	0	0	0	0	0	0	4	0	0	4	0	0	0	0	0	0
05:30 PM	0	5	0	0	5	0	0	0	0	0	0	5	0	0	5	0	0	0	0	0	0
05:45 PM	0	4	0	0	4	0	0	0	0	0	0	1	0	1	2	0	0	0	0	0	0
Total	0	13	0	0	13	0	0	0	0	0	0	15	0	1	16	0	0	0	0	0	0
Grand Total	0	22	0	0	22	0	0	0	0	0	0	28	0	1	29	0	0	0	0	0	0
Apprch %	0	100	0	0		0	0	0	0		0	96.6	0	3.4		0	0	0	0		
Total %	0	43.1	0	0	43.1	0	0	0	0	0	0	54.9	0	2	56.9	0	0	0	0	0	
PM TMC	0	22	0	0	22	0	0	0	0	0	0	28	0	1	29	0	0	0	0	0	51
% PM TMC	0	100	0	0	100	0	0	0	0	0	0	100	0	100	100	0	0	0	0	0	100
School Bus	0	0	0	0	0	0	0	0	0	0	0	0	0	0	0	0	0	0	0	0	0
% School Bus	0	0	0	0	0	0	0	0	0	0	0	0	0	0	0	0	0	0	0	0	0
Tractor Trailer	0	0	0	0	0	0	0	0	0	0	0	0	0	0	0	0	0	0	0	0	0
% Tractor Trailer	0	0	0	0	0	0	0	0	0	0	0	0	0	0	0	0	0	0	0	0	0

Tetra Tech

3136 South Winton Road
Suite 303
Rochester, NY 14623

File Name : ts-4 pm peak
Site Code : 00000002
Start Date : 3/23/2021
Page No : 2

Start Time	Hartland Road From North					From East					Hartland Road From South					From West					Int. Total	
	Right	Thru	Left	Peds	App. Total	Right	Thru	Left	Peds	App. Total	Right	Thru	Left	Peds	App. Total	Right	Thru	Left	Peds	App. Total		
Peak Hour Analysis From 04:00 PM to 05:45 PM - Peak 1 of 1																						
Peak Hour for Entire Intersection Begins at 04:45 PM																						
04:45 PM	0	2	0	0	2	0	0	0	0	0	0	6	0	0	6	0	0	0	0	0	0	8
05:00 PM	0	1	0	0	1	0	0	0	0	0	0	5	0	0	5	0	0	0	0	0	0	6
05:15 PM	0	3	0	0	3	0	0	0	0	0	0	4	0	0	4	0	0	0	0	0	0	7
05:30 PM	0	5	0	0	5	0	0	0	0	0	0	5	0	0	5	0	0	0	0	0	0	10
Total Volume	0	11	0	0	11	0	0	0	0	0	0	20	0	0	20	0	0	0	0	0	0	31
% App. Total	0	100	0	0	100	0	0	0	0	0	0	100	0	0	100	0	0	0	0	0	0	100
PHF	.000	.550	.000	.000	.550	.000	.000	.000	.000	.000	.000	.833	.000	.000	.833	.000	.000	.000	.000	.000	.000	.775
PM TMC	0	11	0	0	11	0	0	0	0	0	0	20	0	0	20	0	0	0	0	0	0	31
% PM TMC	0	100	0	0	100	0	0	0	0	0	0	100	0	0	100	0	0	0	0	0	0	100
School Bus	0	0	0	0	0	0	0	0	0	0	0	0	0	0	0	0	0	0	0	0	0	0
% School Bus	0	0	0	0	0	0	0	0	0	0	0	0	0	0	0	0	0	0	0	0	0	0
Tractor Trailer	0	0	0	0	0	0	0	0	0	0	0	0	0	0	0	0	0	0	0	0	0	0
% Tractor Trailer	0	0	0	0	0	0	0	0	0	0	0	0	0	0	0	0	0	0	0	0	0	0



Tetra Tech

3136 South Winton Road
Suite 303
Rochester, NY 14623

File Name : ts-4 pm peak
Site Code : 00000002
Start Date : 3/23/2021
Page No : 3

Start Time	Hartland Road From North					From East					Hartland Road From South					From West					Int. Total
	Right	Thru	Left	Peds	App. Total	Right	Thru	Left	Peds	App. Total	Right	Thru	Left	Peds	App. Total	Right	Thru	Left	Peds	App. Total	

Peak Hour Analysis From 04:00 PM to 05:45 PM - Peak 1 of 1

Peak Hour for Each Approach Begins at:

	05:00 PM					04:00 PM					04:45 PM					04:00 PM				
+0 mins.	0	1	0	0	1	0	0	0	0	0	0	6	0	0	6	0	0	0	0	0
+15 mins.	0	3	0	0	3	0	0	0	0	0	0	5	0	0	5	0	0	0	0	0
+30 mins.	0	5	0	0	5	0	0	0	0	0	0	4	0	0	4	0	0	0	0	0
+45 mins.	0	4	0	0	4	0	0	0	0	0	0	5	0	0	5	0	0	0	0	0
Total Volume	0	13	0	0	13	0	0	0	0	0	0	20	0	0	20	0	0	0	0	0
% App. Total	0	100	0	0	100	0	0	0	0	0	0	100	0	0	100	0	0	0	0	0
PHF	.000	.650	.000	.000	.650	.000	.000	.000	.000	.000	.000	.833	.000	.000	.833	.000	.000	.000	.000	.000
PM TMC	0	13	0	0	13	0	0	0	0	0	0	20	0	0	20	0	0	0	0	0
% PM TMC	0	100	0	0	100	0	0	0	0	0	0	100	0	0	100	0	0	0	0	0
School Bus	0	0	0	0	0	0	0	0	0	0	0	0	0	0	0	0	0	0	0	0
% School Bus	0	0	0	0	0	0	0	0	0	0	0	0	0	0	0	0	0	0	0	0
Tractor Trailer	0	0	0	0	0	0	0	0	0	0	0	0	0	0	0	0	0	0	0	0
% Tractor Trailer	0	0	0	0	0	0	0	0	0	0	0	0	0	0	0	0	0	0	0	0

