



APPENDIX 2-A


Solar Panel Specifications Sheets

MLTK-36

520-540W

Mono Bifacial Half Cell Module

Key Product Features



Higher Output Power

Module power up to 540W
Average cell efficiency up to 22.6%



Reliability for output performance

Positive power tolerance 0-5W,
reliable output performance
Excellent optical performance



Lower LCOE

(Levelized Cost Of Energy)
Significantly decrease BOS costs and
operation and maintenance costs



Superior adaptability

3600 Pa for positive(downward) and
1600 Pa for negative (upward)
Safety factors γ_m :1.5
Corresponding to maximum snow and ice
load 5400Pa,maximum wind load 2400Pa

Comprehensive product certification

- IEC61215-1(ed.1)
- IEC61215-1-1(ed.1)
- IEC61215-2(ed.1)
- IEC61730-1(ed.2)
- IEC61730-2(ed.1)
- UL 61730-1 1st Edition
- UL 61730-2 1st Edition



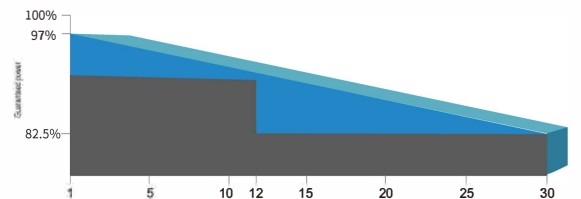
Industry-leading Quality Assurance

12 year
Product warranty

30 year
linear power warranty

-0.50%
Annual degradation

■ Linear power warranty
■ Industry Standard



• Please refer to the warranty letter for details



Solar Power



TEL:
+86-755-89888888

Add: No.3009 BYD Road, Pingshan District, Shenzhen
bydpv@byd.com

Electrical Data(STC*)

Module Type: MLTK-36	520	525	530	535	540
Rate Maximum Power(Pmax)(W)	520	525	530	535	540
Open Circuit Voltage(Voc) (V)	48.52	48.82	49.12	49.42	49.72
Short Circuit Current(Isc) (A)	13.37	13.41	13.45	13.49	13.53
Maximum Power Voltage(Vmp)(V)	41.17	41.39	41.61	41.83	42.05
Maximum Power Current (Imp) (A)	12.64	12.69	12.74	12.79	12.84
Module Efficiency (%)	20.13	20.32	20.52	20.71	20.90

*Standard Test Conditions (STC) : irradiance of 1000 W/m², spectrum AM 1.5 and cell temperature of 25°C.

Electrical Data(NMOT*)

Module Type: MLTK-36	520	525	530	535	540
Rate Maximum Power(Pmax)(W)	392.0	395.9	399.5	403.1	406.69
Open Circuit Voltage(Voc) (V)	45.70	46.00	46.30	46.60	46.86
Short Circuit Current(Isc) (A)	10.77	10.81	10.84	10.87	10.91
Maximum Power Voltage(Vmp)(V)	38.30	38.50	38.80	39.00	39.23
Maximum Power Current (Imp) (A)	10.24	10.27	10.30	10.33	10.36

*Nominal Module Operating Temperature (NMOT): irradiance of 800 W/m², spectrum AM 1.5, ambient temperature 20°C, wind speed 1 m/s.

Operational Parameter

Operating Temperature	-40°C~+85°C				
NOCT*(Nominal operating cell temperature)	45°C±2°C				
Maximum System Voltage(V)	1500 (VDC)				
Maximum Fuse Current Rating(A)	25A				
Fire Safety	Class C				
Power Tolerance	0-5W				
Bifacial Factor	70%				
PG. 530W	5%	10%	15%	20%	25%
Rate Maximum Power(Pmax)(W)	557	583	610	636	663
Open Circuit Voltage(Voc) (V)	49.12	49.12	49.12	49.12	49.12
Short Circuit Current (Isc) (A)	14.12	14.80	15.47	16.14	16.81
Maximum Power Voltage(Vmp)(V)	41.61	41.61	41.61	41.61	41.61
Maximum Power Current(Imp) (A)	13.377	14.014	14.651	15.288	15.925

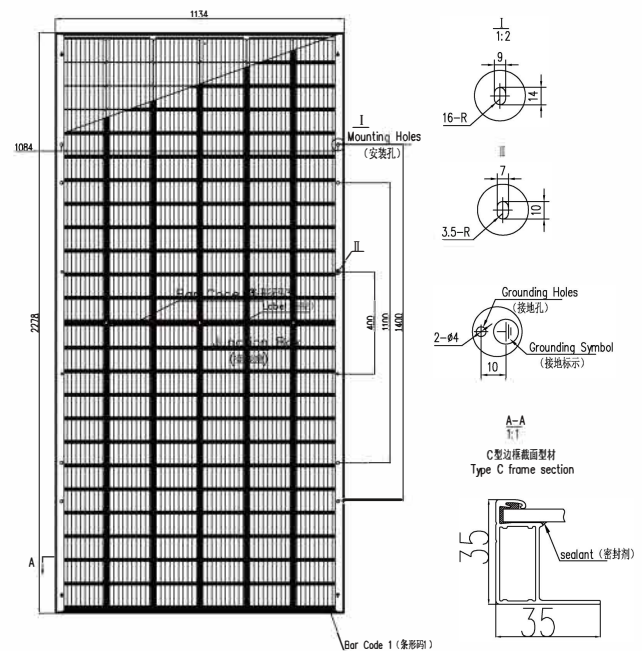
Mechanical Properties

Cell Type	182mm*91mm				
Number of Cells	144				
Dimension of Module	2278*1134*35mm				
Weight	29.3kg ± 5%				
Front Glass	3.2mm tempered glass with AR Coating				
Frame	Anodized aluminum alloy				
Junction Box	IP68(3 Diodes)				
Cable Length	+320mm , -260mm(4.0mm ²)				
Connector	MC4 Compatible				
Packing Information	620(31*20)pcs per 40'HQ				

Temperature Coefficient

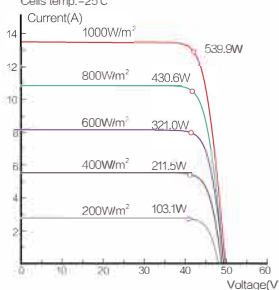
Peak Power Temperature Coefficient	-0.328%/°C
Open-Circuit Voltage Temperature Coefficient	-0.254%/°C
Short-Circuit Current Temperature Coefficient	0.041%/°C

Drawing

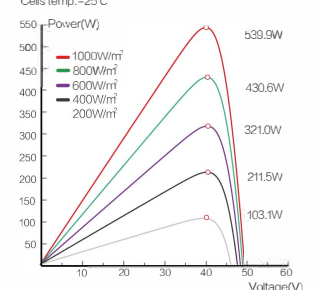


I-V curve

Current-Voltage Curve (540W)
Cells temp.=25°C



Power-Voltage Curve (540W)
Cells temp.=25°C



Solar Power

TEL
+86-755-89888888

Add: No.3009 BYD Road, Pingshan District, Shenzhen
bydvpv@byd.com

Declaration: With the technical progress and product updates, there exists a deviation between the technical parameter of the BYD Solar's future products and the technical parameter in this specification. The BYD Solar reserves the right to adjust the technical parameter at any time without notifying the customers. BYD Solar reserves the final right of interpretation.
(V202112)